









Certificato del sistema di gestione per la qualità ISO 9001:2015 - n° 17390  
Quality Management System Certification ISO 9001:2015 – n° 17390







**PASSIONE, ESPERIENZA, ARTIGIANALITÀ**

"Parole distintive che ci accompagnano sin dall'inizio di questa avventura: Castello Sofà é una Azienda 100% italiana che nasce nel 2014, frutto di un'approfondita conoscenza produttiva abbinata all'entusiasmo di un Management giovane e competente."

La nostra produzione di divani e poltrone si basa su elevati standard qualitativi, combinati all'utilizzo delle tecnologie più avanzate; l'eccellenza delle materie prime, la ricerca del design più innovativo, l'utilizzo dei pellami più pregiati e dei tessuti più raffinati, sono questi gli elementi della nostra storia di successo.

**PASSION, EXPERIENCE, CRAFTSMANSHIP**

"Distinctive words that represents us since the beginning of our journey: Castello Sofà is a "100% Italian" company born in 2014 from the deep understanding of the product and the enthusiasm of the mix between young and expert management."

*Our production of sofas and armchairs combines high qualitative standards and the use of the most advance technologies.*

*Top quality raw materials, the usage of the finest leathers and the best fabrics are the elements that lead us to a successful story.*







### LA NOSTRA MISSIONE

I mobili imbottiti firmati Castello Sofà nascono per soddisfare le molteplici esigenze del consumatore finale, e durante il ciclo produttivo, seguono la strada tracciata dalla nostra Mission: coniugare la qualità del lavoro artigianale alle applicazioni tecnologiche di ultima generazione.

I nostri interlocutori commerciali, forniscono a noi gli input che vengono poi confrontati con gli elementi distintivi del nostro Concept: Eleganza, Confort, Versatilità. La collaborazione con alcuni dei più importanti e riconosciuti Designer a livello mondiale, concretizza il nostro stile, reinventando l'arte del comodo Made in Italy.

### OUR MISSION

*All the products created by Castello Sofà are made with one main objective: to satisfy the customers in all their needs. The production cycle is aimed to merge hand-made crafts and the application of latest generation technology – this is what our mission is about.*

*We enjoy receiving inputs from clients and adapt them to our concept of Comfort, Elegance and Versatility. Castello Sofà can boast special collaborations with some of the most important and well considered worldwide Designers. In this way we create style and trends, improving the art of the "comfortable" Made in Italy.*





Il sistema "Labour Intensive", che coniuga la qualità del lavoro artigianale alle applicazioni tecnologiche di ultima generazione, è alla base della produzione di mobili imbottiti firmati Castello Sofà. Elemento cardine di una storia di successi, il nostro prodotto nasce per soddisfare le esigenze del consumatore finale, non trascurando il valore aggiunto fornito dagli interlocutori commerciali.

*The "Labor Intensive", which combines the quality of craftsmanship to the latest technological applications, is the most important aspect for the production of furniture made by Castello Sofà. Our product comes from a very important element which is the cornerstone of our successful story during time. It meets the requirements of final customer, not overlooking the added value provided by commercial interlocutors.*









**CASTELLO**  
SOFA  
*Made in Italy*

Il tratto si fa forma, l'idea si concretizza in prototipi innovativi e confortevoli. Così nasce lo stile Castello Sofà, l'intuizione scaturita dall'osservazione delle forme, che permette a Castello Sofà di essere sempre in linea con le evoluzioni del gusto. L'esclusivo design arreda con stile le case di tutto il mondo, reinventando l'arte del comodo Made in Italy.

*The line becomes a form, the idea takes shape in comfortable and innovative prototypes. In this way Castello Sofà's style becomes reality. The intuition that arises from observing forms allows Castello Sofà to be always in line with the changes evolving in time. The unique design furnishes homes throughout the world, reinventing the comfortable art of "Made in Italy".*



IL NOSTRO DESIGN

**CASTELLO**  
SOFA  
*Made in Italy*



Leon \_\_\_\_\_



Pag. 62

Lisbona \_\_\_\_\_



Pag. 162

Lucana \_\_\_\_\_



Pag. 26

Lucca \_\_\_\_\_



Pag. 44

Madison \_\_\_\_\_



Pag. 70

Madrid \_\_\_\_\_



Pag. 192

Malaga \_\_\_\_\_



Pag. 148

Marconi \_\_\_\_\_



Pag. 30

Maserati \_\_\_\_\_



Pag. 242

Matera \_\_\_\_\_



Pag. 216

Moncalieri \_\_\_\_\_



Pag. 134

Nelson \_\_\_\_\_



Pag. 210

Opera \_\_\_\_\_



Pag. 22

Orfeo \_\_\_\_\_



Pag. 142

Perseo \_\_\_\_\_



Pag. 40

Perugia \_\_\_\_\_



Pag. 180

Prato \_\_\_\_\_



Pag. 76

Procida \_\_\_\_\_



Pag. 222

Ravenna \_\_\_\_\_



Pag. 80

Santiago \_\_\_\_\_



Pag. 214

Siena \_\_\_\_\_



Pag. 184

Siracusa \_\_\_\_\_



Pag. 90

Smile \_\_\_\_\_



Pag. 250

Soave \_\_\_\_\_



Pag. 246

Sondrio \_\_\_\_\_



Pag. 254

Tebe \_\_\_\_\_



Pag. 158

Teramo \_\_\_\_\_



Pag. 218

Torino \_\_\_\_\_



Pag. 14

Torres \_\_\_\_\_



Pag. 258

Trieste \_\_\_\_\_



Pag. 36

Urban \_\_\_\_\_



Pag. 238

Urbino \_\_\_\_\_



Pag. 66

Cuscini \_\_\_\_\_



Pag. 266

MATERASSI \_\_\_\_\_



Pag. 268

**CASTELLO**  
SOFA  
*Made in Italy*



# TORINO

cod. 698

## RIVESTIMENTI / COVERING

---



**PELLE**  
LEATHER



**TESSUTO**  
FABRIC

## CARATTERISTICHE STANDARD / STANDARD FEATURES

---



**CUSCINI  
A DOPPIA DENSITÀ**  
DUAL DENSITY  
CUSHIONS



**POGGIATESTA RECLINABILI  
SU TUTTE LE SEDUTE**  
RECLINING HEADREST  
ON ALL SEATS

## CARATTERISTICHE OPZIONALI / OPTIONAL FEATURES

---



**CUCITURA PUNTO SELLA**  
PUNTO SELLA STITCHING



**302+602**

3 posti 1 braccio + angolo terminale (cm. 297x232), in pelle.  
3 seater 1 arm + terminal corner (cm. 297 x 232), in leather.

TORINO



**CASTELLO**  
SOFA  
*Made in Italy*



**352+602**

3 posti max 1 braccio + angolo terminale (cm. 317 x 232), in pelle.  
3 seater maxi 1 arm + terminal corner (cm. 317 x 232), in leather.

# TORINO

cod. 698

**Struttura:** Telaio in legno con cinghiatura di sostegno ad elasticità differenziata, rivestito in poliuretano espanso indeformabile.

**Imbottiture:** Poliuretano indeformabile a doppia densità e ovattato faldato.

**Rivestimento:** In pelle o in tessuto, non sfoderabile.

**Piede:** In metallo altezza 15 cm con finiture in vernice a polvere epossidica, nei colori bianco perla, grigio ombra o marrone scuro.

**Caratteristiche:** poggiatesta con movimento su tutte le sedute con spalliera.

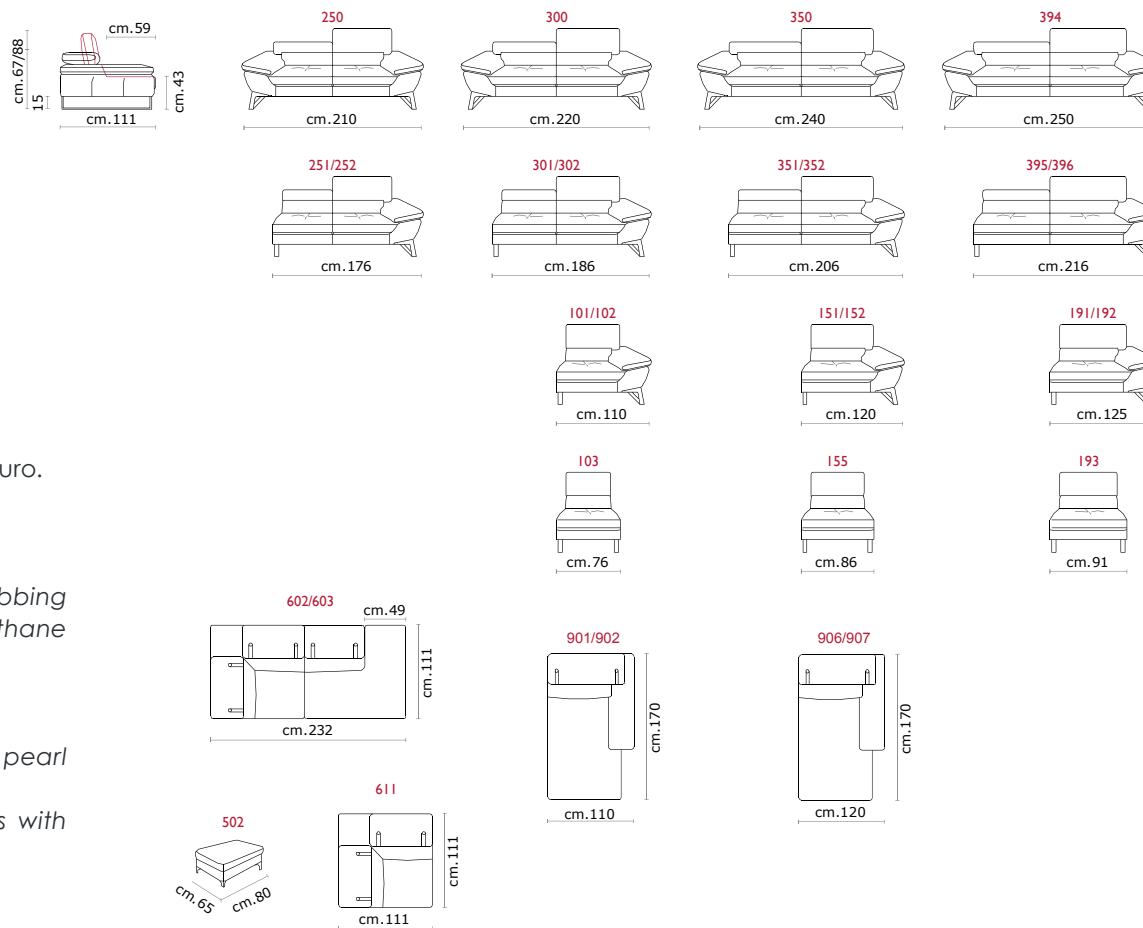
**Structure:** Wooden frame fitted with an elasticised webbing suspension, covered with stress resistant undeformable polyurethane foam.

**Paddings:** Double density polyurethane foam and padding.

**Covering:** In leather or fabric, not removable.

**Feet:** In metal 15 cm high. and epoxy powder finish, colour pearl white, shadow grey or dark brown.


**Features:** Headrest with adjustable movement on all versions with back.



Colore vernice piede/Colour paint feet



Bianco Perla  
Pearl white



Grigio Ombra  
Shadow grey



Marrone Scuro  
Dark brown

**CASTELLO**  
SOFA  
*Made in Italy*



# ADELAIDE

cod. 704

## RIVESTIMENTI / COVERING

---



**PELLE**  
LEATHER



**TESSUTO**  
FABRIC



**COMBINATO**  
COMBINATED

## CARATTERISTICHE STANDARD / STANDARD FEATURES

---



**CUSCINI**  
**A DOPPIA DENSITÀ**  
DUAL DENSITY  
CUSHIONS





**352+906**

3 posti maxi 1 braccio + chaise longue maxi (cm. 313 x 166), combinato tessuto e pelle.  
3 seater maxi 1 arm + chaise longue maxi (cm. 313 x 166), combined leather and fabric.

ADEI AIDE

**CASTELLO**  
SOFA  
*Made in Italy*



**352+906**

3 posti maxi 1 braccio + chaise longue maxi (cm. 313 x 166), combinato tessuto e pelle.

3 seater maxi 1 arm + chaise longue maxi (cm. 313 x 166), combined leather and fabric.

# ADELAIDE

cod. 704

**Struttura:** Telaio in legno con cinghiatura di sostegno ad elasticità differenziata, rivestito in poliuretano espanso indeformabile.

**Imbottiture:** Poliuretano indeformabile a doppia densità e ovattato faldato.

**Rivestimento:** In pelle, o in tessuto, pelle e tessuto combinato non sfoderabile.

**Piede:** in metallo altezza 13,5 cm in finitura lucida.

**Optional:** base in metallo altezza 13,5 cm in finitura lucida o colore Titanium Dark o Anodic Gold.

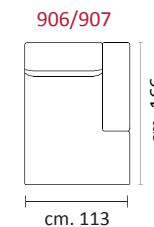
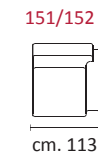
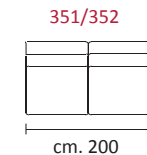
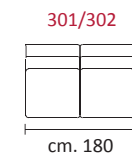
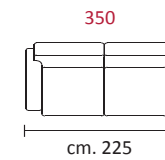
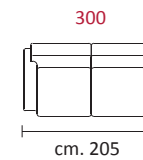
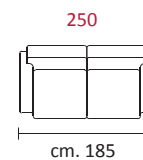
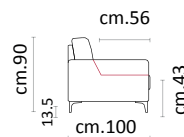
**Structure:** Wooden frame fitted with an elasticised webbing suspension, covered with stress resistant undeformable polyurethane foam.

**Paddings:** Double density polyurethane foam and padding.

**Covering:** In leather or fabric, combined leather and fabric not removable.

**Feet:** In metal 13,5 cm high, with polish chrome finishings.

**Optional:** metal base 13,5 cm high polish chrome finishing, or Titanium Dark or Anodic Gold colours.



Colore vernice piede/Colour paint feet



Anodic Gold



Titanium Dark



**CASTELLO**  
SOFA  
*Made in Italy*

# OPERA

cod. 713



## RIVESTIMENTI / COVERING

---



**PELLE**  
LEATHER



**TESSUTO**  
FABRIC

## CARATTERISTICHE STANDARD / STANDARD FEATURES

---



**CUSCINI  
A DOPPIA DENSITÀ**  
DUAL DENSITY  
CUSHIONS



**POGGIATESTA RECLINABILI  
SU TUTTE LE SEDUTE**  
RECLINING HEADREST  
ON ALL SEATS



**352+629**

3 posti max 1 braccio + angolo terminale medium (cm 321 x 247) in pelle.  
3 seaters max 1 arm + terminal corner medium (cm 321 x 247) in leather.

OPERA

**CASTELLO**  
SOFA  
*Made in Italy*



**300+932**

*3 posti + dormouse destra (cm 209 + cm 203) in pelle.*  
*3 seaters + dormouse rhf (cm 209 + cm 203) in leather.*

# OPERA

cod. 713

**Struttura:** Telaio in legno con cinghiatura di sostegno ad elasticità differenziata, rivestito in poliuretano espanso indeformabile.

**Imbottiture:** Poliuretano indeformabile a doppia densità e ovattato faldato.

**Rivestimento:** in pelle o in tessuto, non sfoderabile.

**Piede:** In metallo altezza 17 cm colore Titanium bronzato lucido.

**Caratteristiche:** Poggiatesta con movimento su tutte le sedute con spalliera.

**Optional:** Piede in Acciaio lucido o colore Bianco perla.

**Structure:** Wooden frame fitted with an elasticised webbing suspension, covered with stress resistant undeformable polyurethane foam.

**Paddings:** Double density polyurethane foam and padding.

**Covering:** In leather or fabric, not removable.

**Feet:** In metal 17 cm high polished bronzed Titanium.

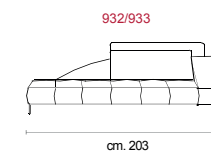
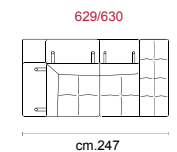
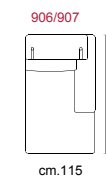
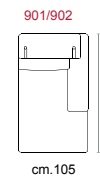
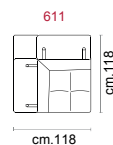
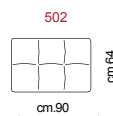
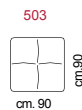
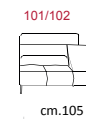
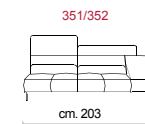
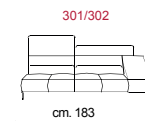
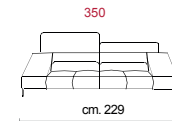
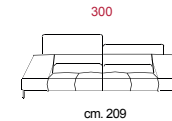
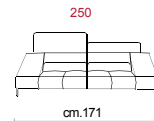
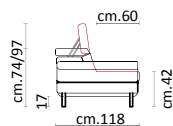
**Features:** Headrest with adjustable movement on all versions with back.

**Optional:** Feet in metal or colour Pearl White.




932

dormouse destra (cm 203) in pelle.  
dormouse rhf (cm 203) in leather.



Colore vernice base / Colours paint base



1013  
Bianco perla  
Pearl white



Acciaio  
Metal

**CASTELLO**  
SOFA  
*Made in Italy*

# LUCANA

cod. 424



## RIVESTIMENTI / COVERING

---



**PELLE**  
LEATHER



**TESSUTO**  
FABRIC

## CARATTERISTICHE STANDARD / STANDARD FEATURES

---



**POGGIATESTA RECLINABILI**  
SU TUTTE LE SEDUTE  
RECLINING HEADREST  
ON ALL SEATS

## CARATTERISTICHE OPZIONALI / OPTIONAL FEATURES

---



**RECLINER ELETTRICO**  
ELECTRIC RECLINER





**482+603**

3 posti 1 braccio recliner elettrico + angolo terminale (cm.287 x 229) in pelle  
3 seater 1 arm electric recliner + terminal corner (cm 287 x 229) in leather

LUCANA

# LUCANA

cod. 424

**Struttura:** Telaio in legno con cinghiatura di sostegno ad elasticità differenziata, rivestito in poliuretano espanso indeformabile.

**Imbottiture:** Poliuretano indeformabile a doppia densità e ovattato faldato.

**Rivestimento:** In pelle o in tessuto, non sfoderabile.

**Piede:** In metallo altezza 12 cm colore Titanium Dark.

**Caratteristiche:** Poggiatesta con movimento su tutte le sedute con spalliera.

**Structure:** Wooden frame fitted with an elasticised webbing suspension, covered with stress resistant undeformable polyurethane foam.

**Paddings:** Double density polyurethane foam and padding.

**Covering:** In leather or fabric, not removable.

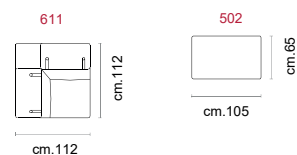
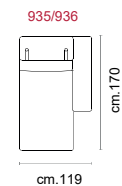
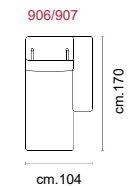
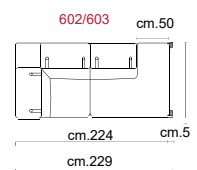
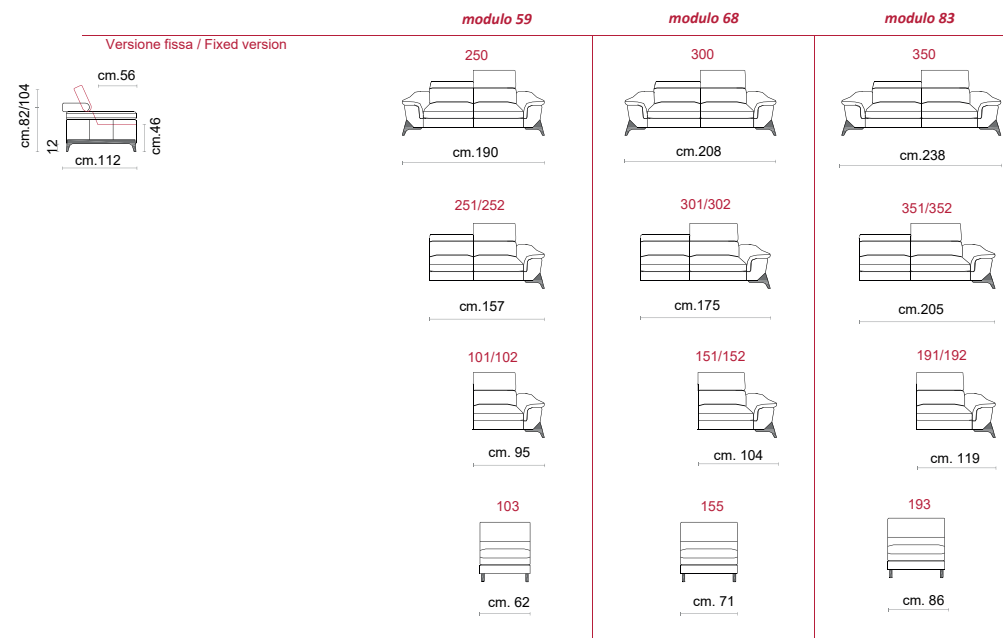
**Feet:** In metal 12 cm high, Titanium Dark colour.

**Features:** Headrest with adjustable movement on all versions with back.



## 302+602

3 posti 1 braccio + angolo terminale (cm. 287 x 229), in pelle.  
3 seater 1 arm + terminal corner (cm. 287 x 229), in leather.



# LUCANA

cod. 424

**Struttura:** Telaio in legno con cinghiatura di sostegno ad elasticità differenziata, rivestito in poliuretano espanso indeformabile.

**Imbottiture:** Poliuretano indeformabile a doppia densità e ovattato faldato.

**Rivestimento:** In pelle o in tessuto, non sfoderabile.

**Piede:** In metallo altezza 12 cm colore Titanium Dark.

**Caratteristiche:** Poggiatesta con movimento su tutte le sedute con spalliera.

**Structure:** Wooden frame fitted with an elasticised webbing suspension, covered with stress resistant undeformable polyurethane foam.

**Paddings:** Double density polyurethane foam and padding.

**Covering:** In leather or fabric, not removable.

**Feet:** In metal 12 cm high, Titanium Dark colour.

**Features:** Headrest with adjustable movement on all versions with back.



**302+602**

3posti 1 braccio + angolo terminale (cm 287 x 229) in pelle  
3seater 1 arm + terminal corner (cm 287 x 229) in leather

Versione recliner / Recliner version		modulo 59	modulo 68	modulo 83
		469/470  cm.157	481/482  cm.175	526/527  cm.205
		467  cm.190	477  cm.208	522  cm.238
		135  cm. 95	159  cm.104	194  cm.119
		136  cm. 95	160  cm.104	195  cm.119

Colore vernice piede/Colour paint feet



Titanium Dark

**CASTELLO**  
SOFA  
*Made in Italy*

# MARCONI

cod. 661



## RIVESTIMENTI / COVERING



**PELLE**  
LEATHER



**TESSUTO**  
FABRIC

## CARATTERISTICHE STANDARD / STANDARD FEATURES



**CUSCINI  
A DOPPIA DENSITÀ**  
DUAL DENSITY  
CUSHIONS



**POGGIATESTA RECLINABILI  
SU TUTTE LE SEDUTE**  
RECLINING HEADREST  
ON ALL SEATS

## CARATTERISTICHE OPZIONALI / OPTIONAL FEATURES



**RECLINER ELETTRICO**  
ELECTRIC RECLINER



**160+151**

Poltrona maxi 1 braccio con recliner elettrico + poltrona maxi 1 braccio  
(cm. 206), in pelle.

Armchair maxi 1 arm with electric recliner + armchair maxi 1 arm  
(cm. 206) in leather.



**194+193+603**

Poltrona maxi large 1 braccio con recliner elettrico + poltrona maxi large senza braccio  
+ angolo terminale (cm. 310 x 228), in pelle.

Armchair maxi large 1 arm with electric recliner + armchair maxi large armless  
+ corner terminal (cm. 310 x 228) in leather.

MARCONI

# MARCONI

cod. 661

**Struttura:** Telaio in legno con cinghiatura di sostegno ad elasticità differenziata, rivestito in poliuretano espanso indeformabile.

**Imbottiture:** Poliuretano indeformabile a doppia densità e ovattato faldato.

**Rivestimento:** In pelle, o in tessuto non sfoderabile.

**Piede:** In metallo altezza 13 cm.

**Optional:** Piede in colore Titanium dark.

**Structure:** Wooden frame fitted with an elasticised webbing suspension, covered with stress resistant undeformable polyurethane foam.

**Paddings:** Double density polyurethane foam and padding.

**Covering:** In leather or fabric, not removable.

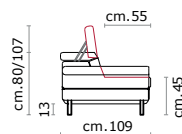
**Feet:** In metal 13 cm high.

**Optional:** feet in Titanium dark colour.

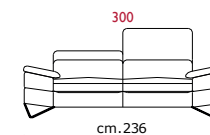
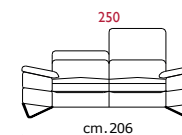
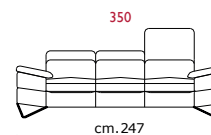
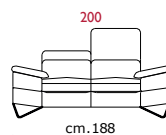
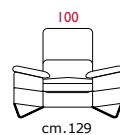
Colore vernice piede/Colour paint feet



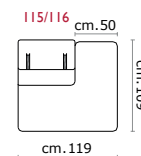
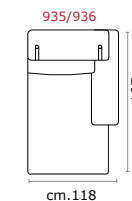
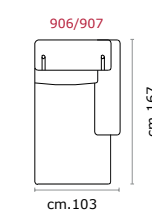
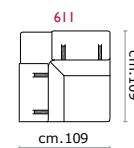
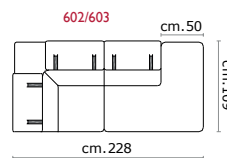
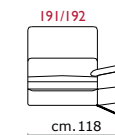
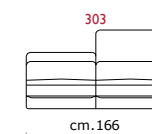
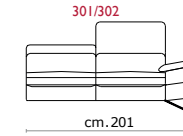
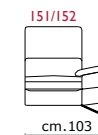
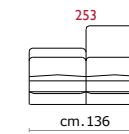
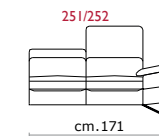
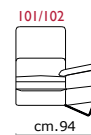
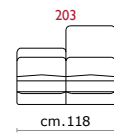
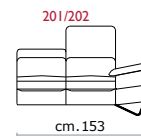
Titanium Dark

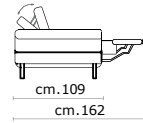


Versione fissa e componibile / Fixed and sectional version



Altre versioni componibili / Other sectional versions





# MARCONI

cod. 661

**Struttura:** Telaio in legno con cinghiatura di sostegno ad elasticità differenziata, rivestito in poliuretano espanso indeformabile.

**Imbottiture:** Poliuretano indeformabile a doppia densità e ovattato faldato.

**Rivestimento:** In pelle, o in tessuto non sfoderabile.

**Piede:** In metallo altezza 13 cm.

**Optional:** Piede in colore Titanium dark.

**Structure:** Wooden frame fitted with an elasticised webbing suspension, covered with stress resistant undeformable polyurethane foam.

**Paddings:** Double density polyurethane foam and padding.

**Covering:** In leather or fabric, not removable.

**Feet:** In metal 13 cm high.

**Optional:** feet in Titanium dark colour.

Colore vernice piede/Colour paint feet



Titanium Dark

Versione recliner / Recliner version		modulo 59		modulo 68		modulo 83	
106 cm.129	102+135 cm.188	202+135 cm.247	152+159 cm.206	192+194 cm.236			
	136+101 cm.188	136+201 cm.247	160+151 cm.206	195+191 cm.236			
	136+135 cm.188	136+103+135 cm.247	160+159 cm.206	195+194 cm.236			
Versioni recliner modulare / Modular recliner version		modulo 59		modulo 68		modulo 83	
	103+135 cm.153	203+135 cm.212	155+159 cm.171	193+194 cm.201			
	136+103 cm.153	136+203 cm.212	160+155 cm.171	195+193 cm.201			
	135 cm.94		159 cm.103	194 cm.118			
	136 cm.94		160 cm.103	195 cm.118			





**CASTELLO**  
SOFA  
*Made in Italy*

Una serie di elementi progettati

e realizzati per conferire all'ambiente il massimo grado di eleganza e comfort.

La varietà delle soluzioni disponibili, consente di scegliere tra un vasto assortimento di modelli, materiali, colori e rivestimenti.

Il salotto diventa il baricentro di un mondo di affetti, un luogo di relazioni e di incontri in cui sentirsi a proprio agio.

Luogo della comodità, spazio del benessere, oggetto di un design a misura d'uomo.

*A series of elements designed and manufactured to give the environment the maximum degree of elegance and comfort.*

*The variety of available solutions allows you to choose from a wide range of models, materials, colors and coatings. The sofa becomes the center of gravity of a world of affections, a place for relationships and meetings in which to feel at ease.*

*Place of comfort, space of well-being, object of a design on a human scale.*

fa eleonanza

# TRIESTE

cod. 653



## RIVESTIMENTI / COVERING



**PELLE**  
LEATHER



**TESSUTO**  
FABRIC

## CARATTERISTICHE STANDARD / STANDARD FEATURES



**CUSCINI  
A DOPPIA DENSITÀ**  
DUAL DENSITY  
CUSHIONS



**POGGIATESTA RECLINABILI  
SU TUTTE LE SEDUTE**  
RECLINING HEADREST  
ON ALL SEATS



**CUCITURA PUNTO SELLA**  
PUNTO SELLA STITCHING



**300 + 250**

3 posti + 2 posti maxi (cm. 212 + 192), in pelle.

3 seater + 2 seater maxi (cm. 212 + 192), in leather.

TRIESTE

**CASTELLO**  
SOFA  
*Made in Italy*



**300**

3 posti (cm. 212), in pelle.

3 seater (cm. 212), in leather.



# TRIESTE

cod. 653

**Struttura:** Telaio in legno con cinghiatura di sostegno ad elasticità differenziata, rivestito in poliuretano espanso indeformabile.

**Imbottiture:** Poliuretano indeformabile a doppia densità e ovattato faldato.

**Rivestimento:** In pelle o in tessuto, non sfoderabile.

**Piede:** In metallo altezza 15 cm.

**Caratteristiche:** Poggiatesta con movimento su tutte le sedute con spalliera.

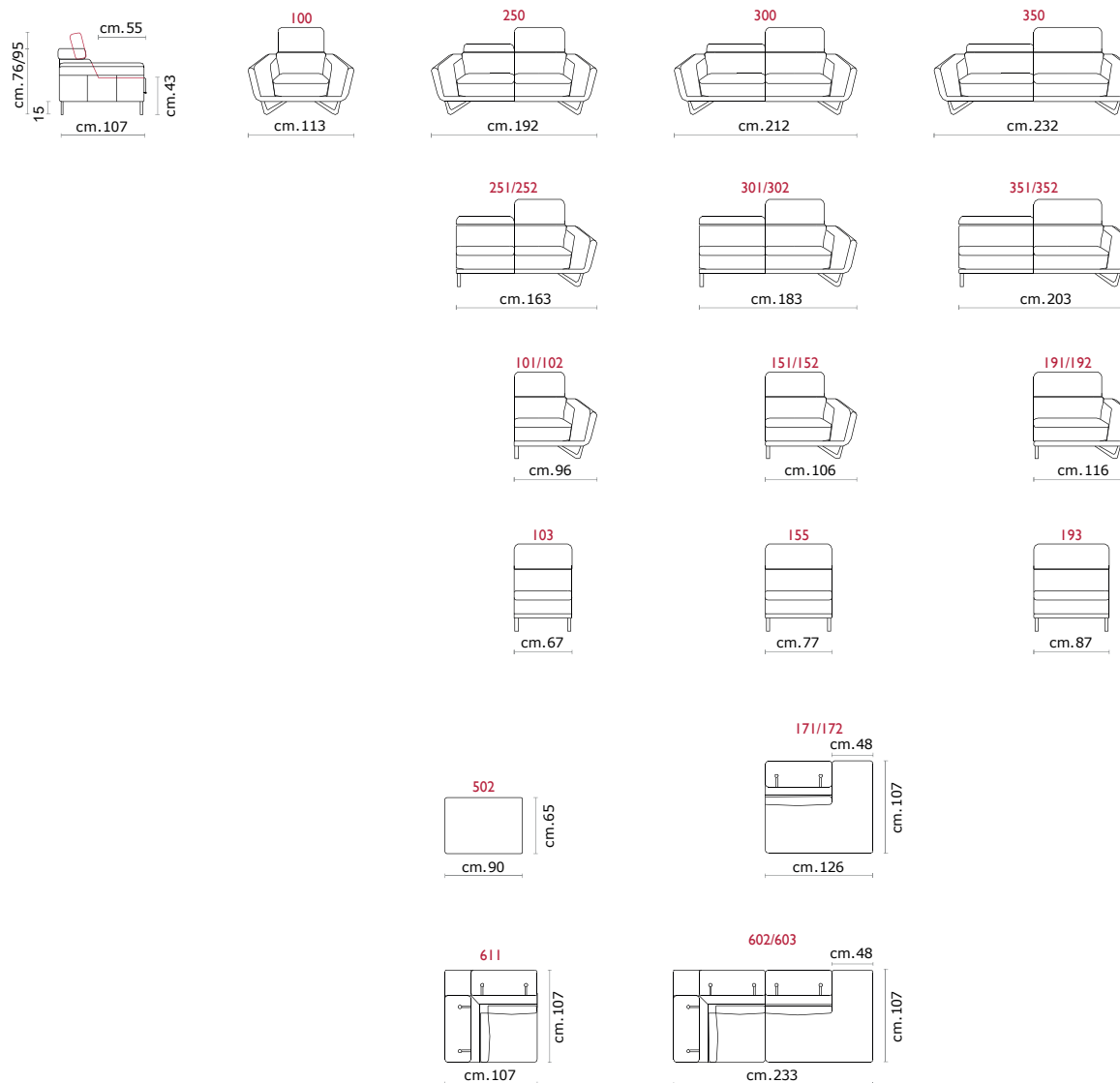
**Structure:** Wooden frame fitted with an elasticised webbing suspension, covered with stress resistant undeformable polyurethane foam.

**Paddings:** Double density polyurethane foam and padding.

**Covering:** In leather or fabric, not removable.

**Feet:** In metal 15 cm high.

**Features:** Headrest with adjustable movement on all versions with back.



**CASTELLO**  
SOFA  
*Made in Italy*

# PERSEO

cod. 662



## RIVESTIMENTI / COVERING



**PELLE**  
LEATHER



**TESSUTO**  
FABRIC

## CARATTERISTICHE STANDARD / STANDARD FEATURES



**CUSCINI  
A DOPPIA DENSITÀ**  
DUAL DENSITY  
CUSHIONS



**POGGIATESTA RECLINABILI  
SU TUTTE LE SEDUTE**  
RECLINING HEADREST  
ON ALL SEATS

## CARATTERISTICHE OPZIONALI / OPTIONAL FEATURES



**VERSIONE LETTO**  
BED VERSION



**RECLINER ELETTRICO**  
ELECTRIC RECLINER



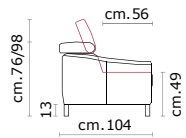
**160+155+602**

Poltrona maxi 1 braccio recliner elettrico + poltrona maxi senza braccio + angolo terminale (cm 284x230) , in tessuto.

Armchair maxi 1 arm electric recliner + armchair maxi armless + terminal corner (cm 284x230), in fabric.

PERSFO

**CASTELLO**  
SOFA  
*Made in Italy*

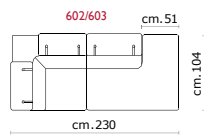
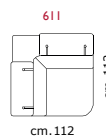

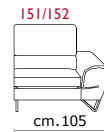
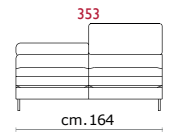
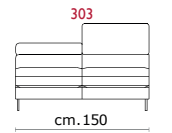
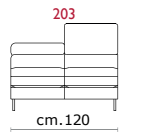
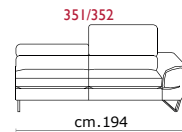
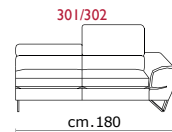
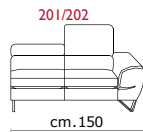
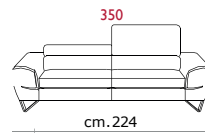
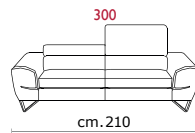
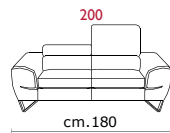
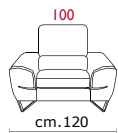


modulo 60

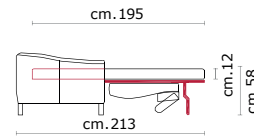
modulo 75

modulo 82

Versione fissa / Fixed version



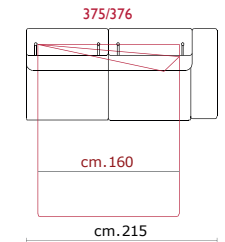
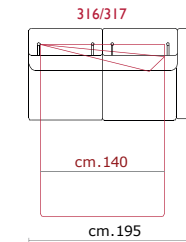
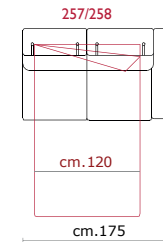
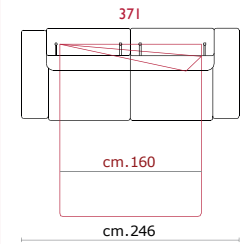
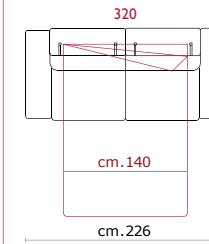
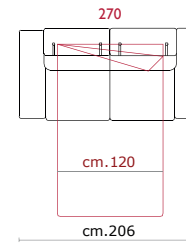
Versione letto / Bed version



modulo 72

modulo 82

modulo 92



**320**  
3 posti letto (cm. 226), in pelle.  
3 seater bed (cm. 226), in leather.



# PERSEO

cod. 662

**Struttura:** Telaio in legno con cinghiatura di sostegno ad elasticità differenziata, rivestito in poliuretano espanso indeformabile.

**Imbottiture:** Poliuretano indeformabile a doppia densità e ovattato faldato.

**Rivestimento:** In pelle, o in tessuto non sfoderabile.

**Piede:** In metallo altezza 13 cm.

**Caratteristiche letto:** Meccanismo con apertura sincronizzata mediante ribaltamento della spalliera. Piano letto ortopedico con rete elettrosaldata e cinghie elastiche sulla seduta. Materasso in poliuretano altezza 12 cm, misura utile per dormire 195 cm. Larghezza variabile a seconda della versione. Durante il ribaltamento, cuscini di seduta e schienale agganciati alla rete letto.

**Structure:** Wooden frame fitted with an elasticised webbing suspension, covered with stress resistant undeformable polyurethane foam.

**Paddings:** Double density polyurethane foam and padding.

**Covering:** In leather or fabric, not removable.

**Feet:** In metal 13 cm high.

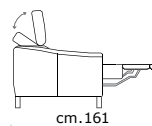
**Bed features:** Mechanism featuring synchronized tipping back opening. Electro-welded mesh orthopaedic bed with elastic belts on the seat. Mattress in polyurethane 12cm. high. Sleeping dimensions 195 cm. Seat and back cushions attached to the bed mechanism during the opening which can change according to the version.



Perseo 662



Perseo 62K



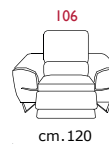
cm. 161

Versione recliner / Recliner version

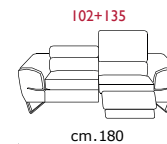
modulo 60

modulo 75

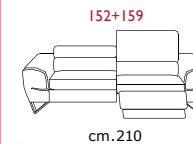
modulo 82



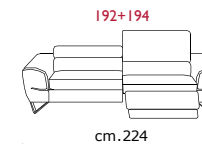
cm. 120



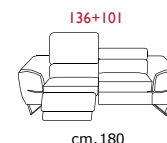
cm. 180



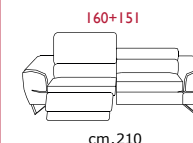
cm. 210



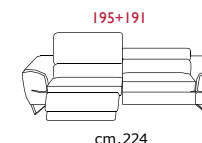
cm. 224



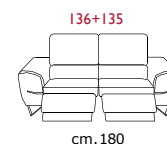
cm. 180



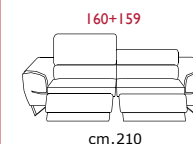
cm. 210



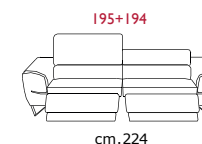
cm. 224



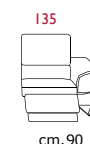
cm. 180



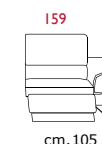
cm. 210



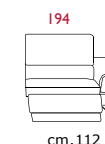
cm. 224



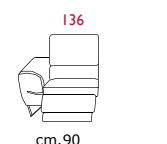
cm. 90



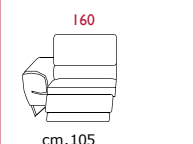
cm. 105



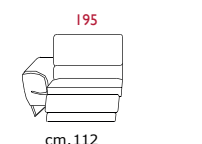
cm. 112



cm. 90



cm. 105



cm. 112

# LUCCA

cod. 695

## RIVESTIMENTI / COVERING

---



**PELLE**  
LEATHER



**TESSUTO**  
FABRIC

## CARATTERISTICHE STANDARD / STANDARD FEATURES

---



**CUSCINI  
A DOPPIA DENSITÀ**  
DUAL DENSITY  
CUSHIONS

## CARATTERISTICHE OPZIONALI / OPTIONAL FEATURES

---



**POGGIATESTA REMOVIBILI**  
REMOVABLE HEADREST



**350**

3 posti maxi (cm. 240), in pelle + poggiatesta estraibile optional.  
3 seater maxi (cm. 240), in leather + optional removable headrest.

I UCCA

**CASTELLO**  
SOFA  
*Made in Italy*



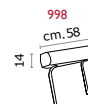
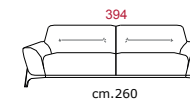
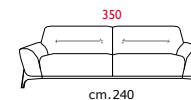
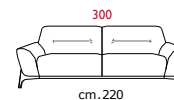
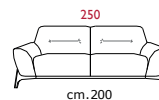
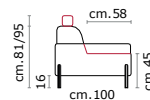
**350**

3 posti maxi (cm. 240), in tessuto + poggiatesta estraibile optional.  
3 seater maxi (cm. 240), in fabric + optional removable headrest.



# LUCCA

cod. 695



**Struttura:** Telaio in legno con cinghiatura di sostegno ad elasticità differenziata, rivestito in poliuretano espanso indeformabile.

**Imbottiture:** Poliuretano indeformabile a doppia densità e ovattato faldato.

**Rivestimento:** In pelle, o in tessuto non sfoderabile.

**Piede:** In legno altezza 16 cm colore Wengé.

**Caratteristiche:** Disponibile su tutte le sedute il poggiatesta sfilabile, il quale aumenta di 14 cm l'altezza del divano.

**Structure:** Wooden frame fitted with an elasticised webbing suspension, covered with stress resistant undeformable polyurethane foam.

**Paddings:** Double density polyurethane foam and padding.

**Covering:** In leather or fabric, not removable.

**Feet:** In solid wood 16 cm high in color Wengé.

**Features:** Available, on all versions, removable headrest, which makes the sofa higher 14 cm.



Colore vernice base/Paint feet



Nero  
Black



Wengé



  
**CASTELLO**  

---

**SOFA**  
*Made in Italy*

È la capacità di rimanere ancorati al Made in Italy, laddove questo si concretizza in una coerente attenzione alla scelta dei materiali, alla lavorazione in loco di ogni singolo componente, ad un processo di controllo attento e rigoroso. È, infine, il costante investimento in Ricerca e Sviluppo che permette a Castello Sofà di realizzare prodotti capaci di soddisfare le esigenze e i gusti di un pubblico dinamico ed internazionale.

*It is the ability to remain anchored to Made in Italy, where this takes the form of a coherent attention to the choice of materials, to the on-site processing of each individual component, to a careful and rigorous control process. Lastly, the constant investment in Research and Development that allows Castello Sofà to create products capable of satisfying the needs and tastes of a dynamic and international audience.*

reazione

**CASTELLO**  
SOFA  
*Made in Italy*

# BUONARROTI

cod. 318



## RIVESTIMENTI / COVERING

---



**PELLE**  
LEATHER



**TESSUTO**  
FABRIC

## CARATTERISTICHE STANDARD / STANDARD FEATURES

---



**CUSCINI  
A DOPPIA DENSITÀ**  
DUAL DENSITY  
CUSHIONS



**POGGIATESTA RECLINABILI  
SU TUTTE LE SEDUTE**  
RECLINING HEADREST  
ON ALL SEATS

## CARATTERISTICHE OPZIONALI / OPTIONAL FEATURES

---



**CUCITURA PUNTO SELLA**  
PUNTO SELLA STITCHING





**396+602**

3 posti maxi large 1 braccio + angolo terminale (cm. 326 x 234), in pelle.

3 seater maxi large 1 arm + terminal corner (cm. 326 x 234), in leather.

BUONARROTI

**CASTELLO**  
SOFA  
*Made in Italy*



**396+602**

3 posti maxi large 1 braccio + angolo terminale (cm. 326 x 234), in pelle.

3 seater maxi large 1 arm + terminal corner (cm. 326 x 234), in leather.

# BUONARROTI

cod. 318

**Struttura:** Telaio in legno con cinghiatura di sostegno ad elasticità differenziata, rivestito in poliuretano espanso indeformabile.

**Imbottiture:** Poliuretano indeformabile a doppia densità e ovattato faldato.

**Rivestimento:** In pelle o in tessuto, non sfoderabile.

**Piede:** In metallo altezza 12 cm.

**Caratteristiche:** poggiatesta con movimento su tutte le sedute con spalliera.

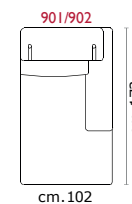
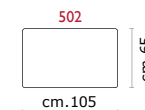
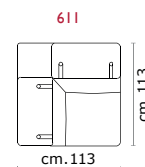
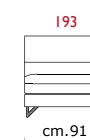

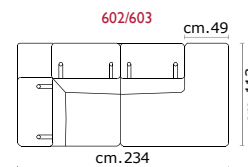
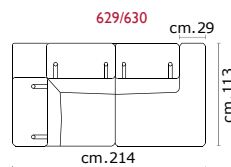
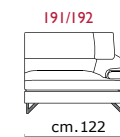
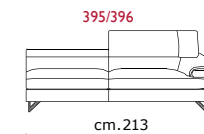
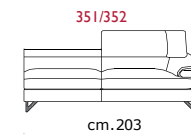
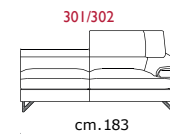
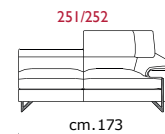
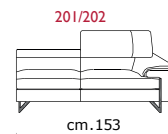
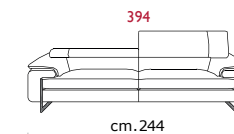
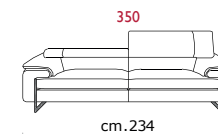
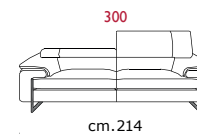
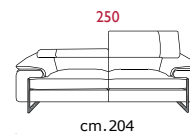
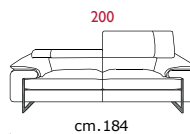
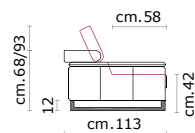
**Structure:** Wooden frame fitted with an elasticised webbing suspension, covered with stress resistant undeformable polyurethane foam.

**Paddings:** Double density polyurethane foam and padding.

**Covering:** In leather or fabric, not removable.

**Feet:** In metal 12 cm high.

**Features:** Headrest with adjustable movement on all versions with back.



**CASTELLO**  
SOFA  
*Made in Italy*

# CAVOUR

cod. 690



## RIVESTIMENTI / COVERING

---



**PELLE**  
LEATHER



**TESSUTO**  
FABRIC

## CARATTERISTICHE STANDARD / STANDARD FEATURES

---



**CUSCINI  
A DOPPIA DENSITÀ**  
DUAL DENSITY  
CUSHIONS



**POGGIATESTA RECLINABILI  
SU TUTTE LE SEDUTE**  
RECLINING HEADREST  
ON ALL SEATS

## CARATTERISTICHE OPZIONALI / OPTIONAL FEATURES

---



**RECLINER ELETTRICO**  
ELECTRIC RECLINER





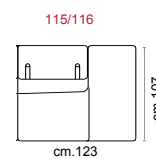
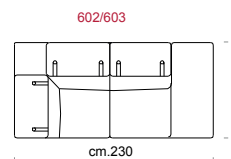
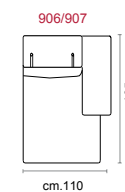
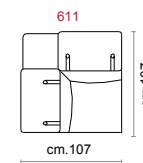
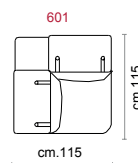
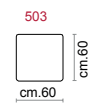
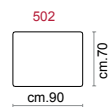
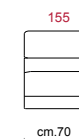

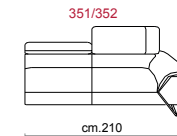
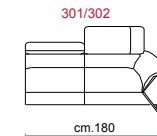
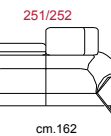
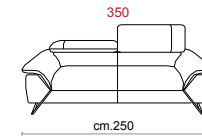
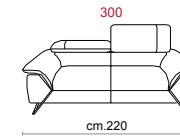
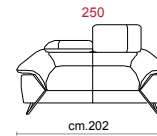
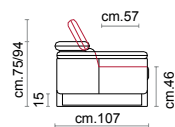
**603+155+159**

*angolo terminale + poltrona maxi senza braccio + poltrona maxi 1 braccio con recliner (cm 287 x 230) in pelle.  
terminal corner + armchair maxi armless + armchair maxi 1 arm with recliner (cm 287 x 230) in leather.*

CAVOUR



Versione fissa / Fixed version



**301+603**

3 posti 1 braccio + angolo terminale (cm. 287 x 230), in pelle.  
3 seater 1 arm + terminal corner (cm. 287 x 230), in leather.

# CAVOUR

cod. 690

**Struttura:** Telaio in legno con cinghiatura di sostegno ad elasticità differenziata, rivestito in poliuretano espanso indeformabile.

**Imbottiture:** Poliuretano indeformabile a doppia densità e ovattato faldato.

**Rivestimento:** In pelle o in tessuto, non sfoderabile.

**Piede:** In metallo altezza 15 cm.

**Caratteristiche:** Poggiatesta con movimento su tutte le sedute con spalliera.

**Optional:** Piede in colore Titanium Dark

**Structure:** Wooden frame fitted with an elasticised webbing suspension, covered with stress resistant undeformable polyurethane foam.

**Padding:** Double density polyurethane foam and padding.

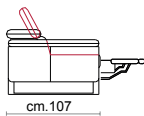
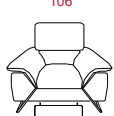
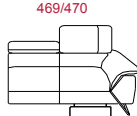
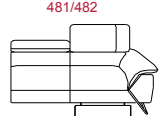
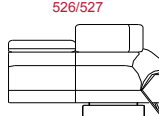
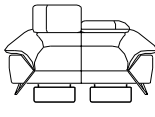
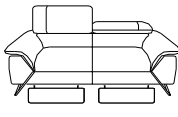
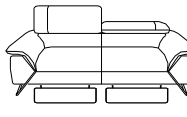

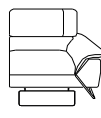
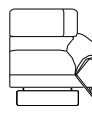
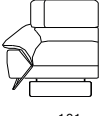
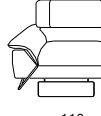
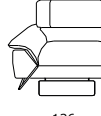
**Covering:** In leather or fabric, not removable.

**Feet:** In metal 15 cm high.

**Features:** Headrest with adjustable movement on all versions with back.

**Optional:** Feet in Titanium Dark colour



Versione reciner / Recliner version		modulo 59		modulo 68		modulo 83	
 cm.107 cm.163	 106 cm.142	 469/470 cm.162	 481/482 cm.180	 526/527 cm.210			
		 467 cm.202	 477 cm.220	 522 cm.250			
		 135 cm.101	 159 cm.110	 194 cm.126			
		 136 cm.101	 160 cm.110	 195 cm.126			

Colore vernice base/Colour paint base



Titanium Dark

**CASTELLO**  
SOFA  
*Made in Italy*

# ASSISI

cod. 262



## RIVESTIMENTI / COVERING

---



**PELLE**  
LEATHER



**TESSUTO**  
FABRIC

## CARATTERISTICHE STANDARD / STANDARD FEATURES

---



**CUSCINI**  
**A DOPPIA DENSITÀ**  
DUAL DENSITY  
CUSHIONS





**351+152**

3 posti maxi 1 braccio + poltrona maxi 1 braccio (cm. 315), in pelle.  
3 seater maxi 1 arm + armchair maxi 1 arm (cm. 315), in leather.

ASSISI

**CASTELLO**  
SOFA  
*Made in Italy*



**351+152**

3 posti maxi 1 braccio + poltrona maxi 1 braccio (cm. 315), in pelle.

3 seater maxi 1 arm + armchair maxi 1 arm (cm. 315), in leather.

# ASSISI

cod. 262

**Struttura:** Telaio in legno con cinghiatura di sostegno ad elasticità differenziata, rivestito in poliuretano espanso indeformabile.

**Imbottiture:** Poliuretano indeformabile a doppia densità e ovattato faldato.

**Rivestimento:** In pelle, o in tessuto non sfoderabile.

**Piede:** In metallo altezza 12 cm, colore Titanium Dark (Cod.262K).

**Optional:** Piede in acciaio 12 cm (Cod.262).

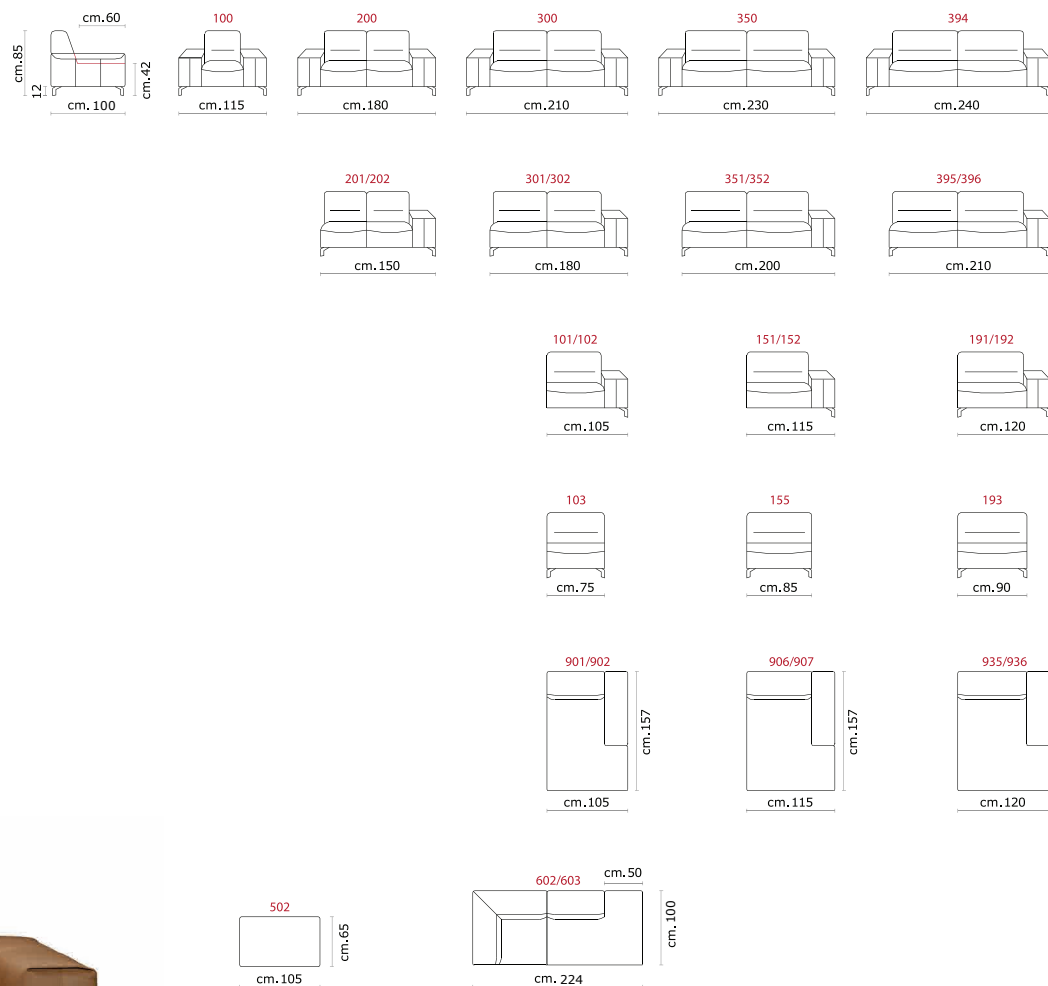
**Structure:** Wooden frame fitted with an elasticised webbing suspension, covered with stress resistant undeformable polyurethane foam.

**Paddings:** Double density polyurethane foam and padding.

**Covering:** In leather or fabric, not removable.

**Feet:** In metal 12 cm high in Titanium Dark color (Cod.262K)

**Optional:** feet in metal 12 cm high (Cod.262)



Colore vernice piede / Paint Feet



ASSISI 262K  
Titanium Dark



ASSISI 262  
Metal

**CASTELLO**  
SOFA  
*Made in Italy*

# LEON

cod. 464



## RIVESTIMENTI / COVERING



**PELLE**  
LEATHER



**TESSUTO**  
FABRIC

## CARATTERISTICHE STANDARD / STANDARD FEATURES



**SOFÀ MODULABILE**  
MODULAR SOFA



**POGGIATESTA RECLINABILI**  
SU TUTTE LE SEDUTE  
RECLINING HEADREST  
ON ALL SEATS



**PIUMA**  
FEATHER

## CARATTERISTICHE OPZIONALI / OPTIONAL FEATURES



**CUCITURE CASUAL**  
CASUAL STITCHING





**152+155+151**

Poltrona maxi 1 braccio + poltrona maxi senza braccio + poltrona maxi 1 braccio (cm. 334), in pelle.  
Armchair maxi 1 arm + armchair maxi armless + armchair maxi 1 arm (cm. 334), in leather.

LEFON

**CASTELLO**  
SOFA  
*Made in Italy*



**152+155+151+503**

Poltrona maxi 1 braccio + poltrona maxi senza braccio + poltrona maxi 1 braccio (cm. 334) + pouf quadro (cm. 100x100), in pelle.  
Armchair maxi 1 arm + armchair maxi armless + armchair maxi 1 arm (cm. 334), + footstool square (cm. 100x100) in leather.

# LEON

cod. 464

**Struttura:** Telaio in legno con cinghiatura di sostegno ad elasticità differenziata, rivestito in poliuretano espanso indeformabile.

**Imbottiture:** Schienali e cuscini in piuma con inserto centrale in poliuretano espanso indeformabile. Braccioli in piuma.

**Rivestimento:** In pelle, o in tessuto non sfoderabile.

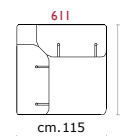
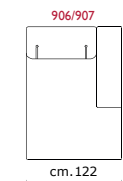
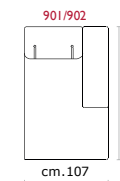
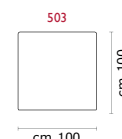

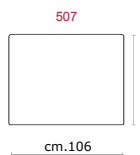
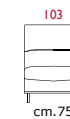
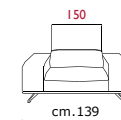
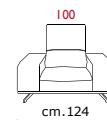
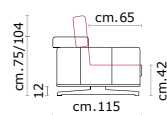
**Piede:** Base, in metallo altezza 12 cm.

**Structure:** Wooden frame fitted with an elasticised webbing suspension, covered with stress resistant undeformable polyurethane foam.

**Paddings:** Back and seat cushions in feathers with polyurethane central insert. Arms in feathers.

**Covering:** In leather or fabric, not removable.

**Feet:** Metal base, 12 cm high.



# URBINO

cod. 462



## RIVESTIMENTI / COVERING

---



**PELLE**  
LEATHER



**TESSUTO**  
FABRIC

## CARATTERISTICHE STANDARD / STANDARD FEATURES

---



**SOFÀ MODULABILE**  
MODULAR SOFA



**POGGIATESTA RECLINABILI**  
SU TUTTE LE SEDUTE  
RECLINING HEADREST  
ON ALL SEATS



**PIUMA**  
FEATHER

## CARATTERISTICHE OPZIONALI / OPTIONAL FEATURES

---



**CUCITURE CASUAL**  
CASUAL STITCHING



**CUCITURE PIZZICATA**  
PIZZICATA STITCHING



**152+155+151**

Poltrona maxi 1 braccio + poltrona maxi senza braccio + poltrona maxi 1 braccio (cm. 334), in pelle.  
Armchair maxi 1 arm + armchair maxi armless + armchair maxi 1 arm (cm. 334), in leather.

URBINO



**CASTELLO**  
SOFA  
*Made in Italy*



**152+155+155+151**

Poltrona maxi 1 braccio + 2 poltrona maxi senza braccio + poltrona maxi 1 braccio (cm. 424), in pelle.

Armchair maxi 1 arm + 2 armchair maxi armless + armchair maxi 1 arm (cm. 424), in leather.

# URBINO

cod. 462

**Struttura:** Telaio in legno con cinghiatura di sostegno ad elasticità differenziata, rivestito in poliuretano espanso indeformabile.

**Imbottiture:** Schienali e cuscini in piuma con inserto centrale in poliuretano espanso indeformabile. Braccioni in piuma.

**Rivestimento:** In pelle, o in tessuto non sfoderabile.

**Piede:** Non visibile, in legno altezza 4 cm.

**Caratteristiche:** Facile componibilità degli elementi ottenuta grazie al nuovo sistema di agganci. All'occorrenza anche gli elementi pouf possono essere "uniti" e diventare elementi facenti parte della composizione di arredo. Tutti gli elementi sono rivestiti anche sui lati componibili. Poggiatesta di elevata tecnologia, con movimento su tutte le sedute con spalliera, ad eccezione dell'angolo quadro (cod. 611).

**A richiesta:** Su tutti gli elementi è possibile scegliere la cucitura "casual".

**Structure:** Wooden frame fitted with an elasticised webbing suspension, covered with stress resistant undeformable polyurethane foam.

**Paddings:** Back and seat cushions in feathers with polyurethane central insert. Arms in feathers.

**Covering:** In leather or fabric, not removable.

**Feet:** not visible in solid wood, 4 cm high.

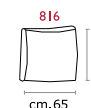
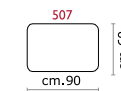
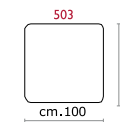
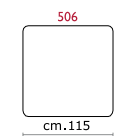
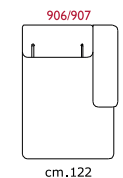
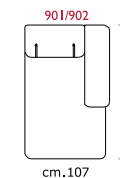
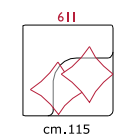
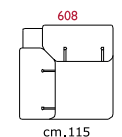
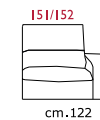
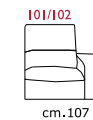
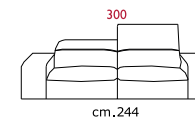
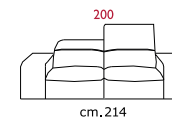
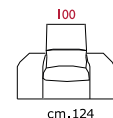
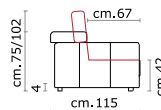
**Features:** Easy modular elements obtained with the new system of brackets. If needed, also the ottoman elements can be "attached" and become part of the furniture. All elements are upholstered also on the combining sides. Headrest with high technology adjustable movement on all versions with backs, except square corner (cod. 611)

**Upon request:** On all modular elements is possible to choose "casual" stitching.



**152+155+906**

Poltrona maxi 1 braccio + poltrona maxi senza braccio + chaise longue maxi (cm. 334x170), in pelle.  
 Armchair maxi 1 arm + armchair maxi armless + chaise longue maxi (cm. 334x170), in leather.



**CASTELLO**  
SOFA  
*Made in Italy*

# MADISON

cod. 456

## RIVESTIMENTI / COVERING

---



**PELLE**  
LEATHER



**TESSUTO**  
FABRIC



**COMBINATO**  
COMBINATED

## CARATTERISTICHE STANDARD / STANDARD FEATURES

---



**CUSCINI**  
A DOPPIA DENSITÀ  
DUAL DENSITY  
CUSHIONS



**SCHIENALI REGOLABILI**  
SLIDING BACK  
CUSHIONS





**300+250**

3 posti + 2 Posti maxi (cm. 218 + cm 198), in pelle e tessuto

3 seater + 2 seater maxi (cm. 218+ cm 198), in leather and fabric

MADISON

**CASTELLO**  
SOFA  
*Made in Italy*



**300+250**

3 posti + 2 Posti maxi (cm. 218 + cm 198), in pelle e tessuto

3 seater + 2 seater maxi (cm. 218+ cm 198), in leather and fabric



# MADISON

cod. 456

**Struttura:** Telaio in legno con cinghiatura di sostegno ad elasticità differenziata, rivestito in poliuretano espanso indeformabile.

**Imbottiture:** in poliuretano indeformabile a doppia densità e ovattato faldato. Schienale in fibra di poliestere a fiocchi trattato con silicone.

**Rivestimento:** In pelle, in tessuto o combinato pelle e tessuto non sfoderabile.

**Piede:** base in metallo, altezza 14.

**Caratteristiche standard:** spalliera con traslante manuale

**Optional:** base in colore Titanium Dark.

**Structure:** Wooden frame fitted with an elasticised webbing suspension, covered with stress resistant undeformable polyurethane foam.

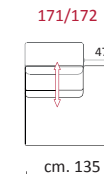
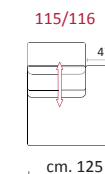
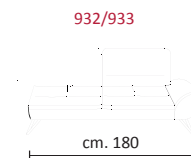
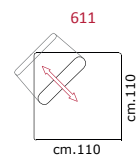
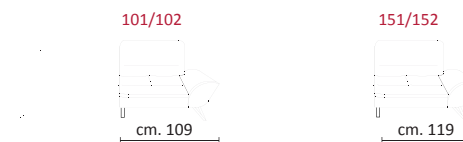
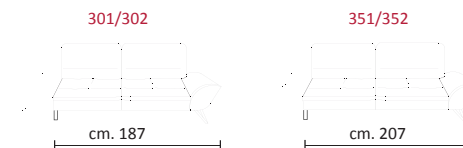
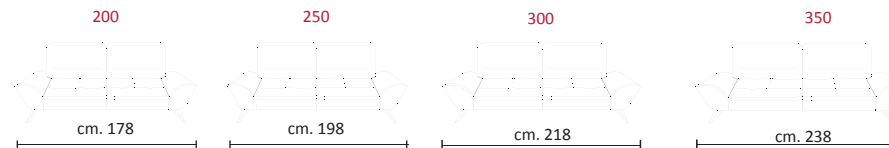
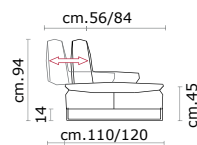
**Paddings:** Polyurethane foam and padding. Back cushions in fibre fillings.

**Covering:** In leather, in fabric or combined leather and fabric not removable.

**Feet:** in metal, 14 cm high.

**Standard Features:** Manual sliding back cushions

**Optional:** Feet in Titanium Dark colour.



Colore vernice base/Colour paint base



Titanium Dark



**CASTELLO**  
SOFA  
*Made in Italy*

La collezione Castello Sofà è costituita da modelli paradossalmente così diversi, perfino contraddittori, da cui emerge un tratto comune: il coraggio di ricercare per questa produzione quella qualità che ne fa un punto di riferimento per la cultura internazionale del design. La capacità di tenere insieme personalità molto diverse, riportandole a una stessa logica di progetto, fino a far nascere oggetti che sono parte di uno stesso ordine. Un ordine indefinibile, che però nasce da molte cose certe: la ricerca della miglior qualità, i continui controlli e aggiustamenti sui materiali, le tecniche e l'esecuzione, ma anche, ancora prima, l'attenzione al significato dei colori, delle forme e soprattutto dei comportamenti generati da ogni nuovo progetto.

*The Castello Sofà collection consists of models that are paradoxically so different, even contradictory, from which a common feature emerges: the courage to look for this quality for this production it makes it a point of reference for the international design culture. The ability to hold very different personalities together, reporting them to the same design logic, to the point of giving birth to objects that are part of the same order. An indefinable order, which however comes from many certain things: the search for the best quality, the continuous checks and adjustments on materials, techniques and execution, but also, even before, the attention to the meaning of colors, shapes and above all the behaviors generated by each new project.*

italiano

**CASTELLO**  
SOFA  
*Made in Italy*

# PRATO

cod. 654



## RIVESTIMENTI / COVERING

---



**PELLE**  
LEATHER



**TESSUTO**  
FABRIC

## CARATTERISTICHE STANDARD / STANDARD FEATURES

---



**CUSCINI  
A DOPPIA DENSITÀ**  
DUAL DENSITY  
CUSHIONS



**POGGIATESTA RECLINABILI  
SU TUTTE LE SEDUTE**  
RECLINING HEADREST  
ON ALL SEATS



**CUCITURA PUNTO SELLA**  
PUNTO SELLA STITCHING



**152+351**

*poltrona maxi 1braccio + 3 posti maxi 1braccio (cm 313) in pelle*  
*armchair maxi 1 arm + 3 seater maxi 1 arm (cm 313) in leather*

PRATO



**CASTELLO**  
SOFA  
*Made in Italy*



**152+612+351**

*poltrona maxi 1braccio + angolo esagonale  
+ 3 posti maxi 1braccio (cm 249x326) in pelle*

*armchair maxi 1arm + hexagonal corner  
+ 3 seater maxi 1arm (cm 249x326) in leather*



# PRATO

cod. 654

**Struttura:** Telaio in legno con cinghiatura di sostegno ad elasticità differenziata, rivestito in poliuretano espanso indeformabile.

**Imbottiture:** Poliuretano indeformabile a doppia densità e ovattato faldato.

**Rivestimento:** In pelle o in tessuto, non sfoderabile.

**Piede:** In metallo altezza 12 cm.

**Caratteristiche:** Poggiatesta con movimento su tutte le sedute con spalliera.

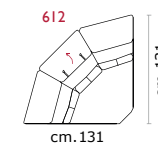
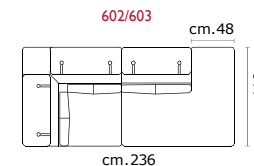
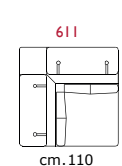
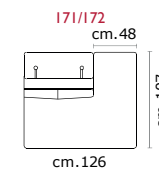
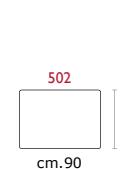
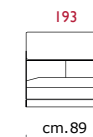
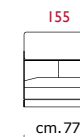
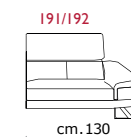
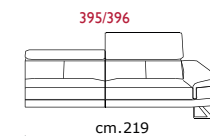
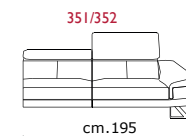
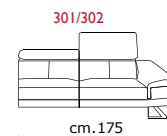
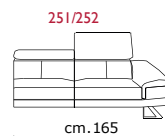
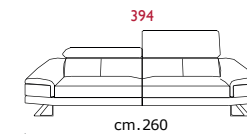
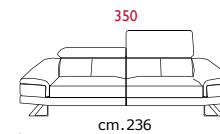
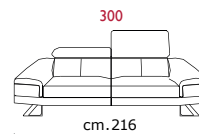
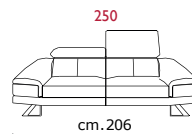
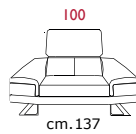
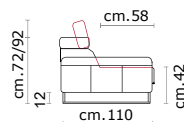
**Structure:** Wooden frame fitted with an elasticised webbing suspension, covered with stress resistant undeformable polyurethane foam.

**Paddings:** Double density polyurethane foam and padding.

**Covering:** In leather or fabric, not removable.

**Feet:** In metal 12 cm high.

**Features:** Headrest with adjustable movement on all versions with back.



**CASTELLO**  
SOFA  
*Made in Italy*

# RAVENNA

cod. 294



## RIVESTIMENTI / COVERING



**PELLE**  
LEATHER



**TESSUTO**  
FABRIC

## CARATTERISTICHE STANDARD / STANDARD FEATURES



**CUSCINI  
A DOPPIA DENSITÀ**  
DUAL DENSITY  
CUSHIONS



**POGGIATESTA RECLINABILI  
SU TUTTE LE SEDUTE**  
RECLINING HEADREST  
ON ALL SEATS

## CARATTERISTICHE OPZIONALI / OPTIONAL FEATURES



**SEDUTA CON SLITTA  
ELETTRICA**  
SEAT WITH ELECTRIC  
SLIDING SYSTEM



**152+155+906**

poltrona maxi 1braccio + poltrona maxi senza braccio + chaise longue maxi (cm 314x163) in tessuto  
armchair maxi 1 arm + armchair maxi armless + chaise longue maxi (cm 314x163) in fabric

RAVENNA

**CASTELLO**  
SOFA  
*Made in Italy*



**152\*+155+906**

poltrona maxi 1braccio con seduta estraibile elettrica +  
poltrona maxi senza braccio + chaise longue maxi (cm 314x163) in tessuto  
*armchair maxi 1 arm with electric sliding system +  
armchair maxi armless + chaise longue maxi (cm 314x163) in fabric*



# RAVENNA

cod. 294

**Struttura:** Telaio in legno con cinghiatura di sostegno ad elasticità differenziata, rivestito in poliuretano espanso indeformabile.

**Imbottiture:** Poliuretano indeformabile a doppia intensità e ovattato faldato.

**Rivestimento:** In pelle, o in tessuto non sfoderabile

**Piede:** Piede in plastica altezza 4,5 cm, non visibile.

**Caratteristiche:** Poggiatesta con movimento su tutte le sedute.

**Caratteristiche optional:** seduta elettrica estraibile.

**Structure:** Wooden frame fitted with an elasticised webbing suspension, covered with stress resistant undeformable polyurethane foam.

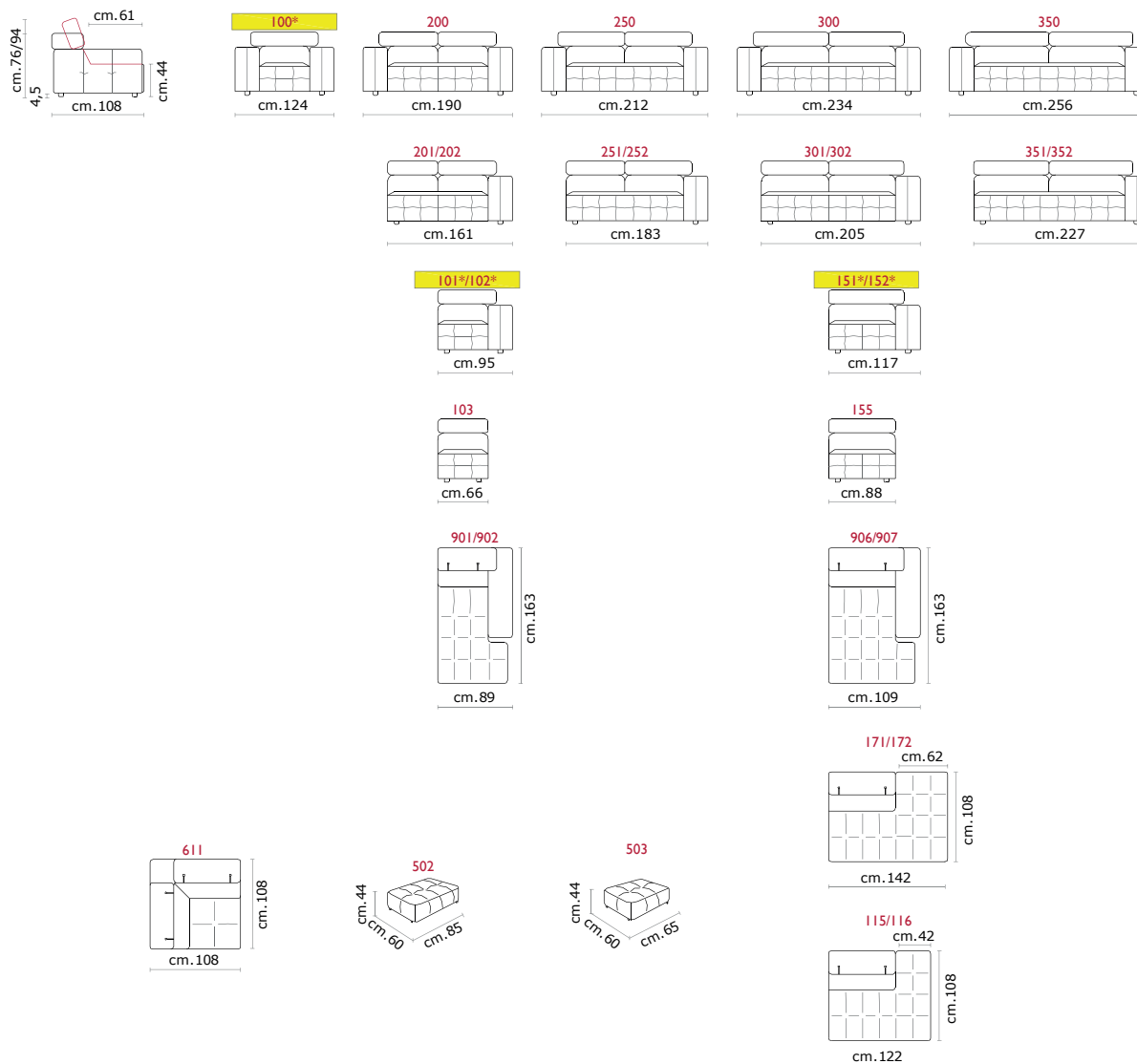
**Paddings:** Double density polyurethane foam and padding.

**Covering:** In leather or fabric, not removable.

**Feet:** In plastic 4,5 cm high not visible.

**Features:** headrest with adjustable movevent on all versions with back.

**Optional Features:** seat with electric sliding system.



\*= Sulle versioni 100 - 151/152 - 101/102 è possibile avere la seduta con meccanismo estraibile elettrico.

\*= On versions 100 - 151/152 - 101/102 it is possible to have the seat with electric sliding system





**CASTELLO**

---

SOFA

*Made in Italy*

**CASTELLO**  
SOFA  
*Made in Italy*



# BELMONTE

cod. 479

## RIVESTIMENTI / COVERING

---



**PELLE**  
LEATHER



**TESSUTO**  
FABRIC

## CARATTERISTICHE STANDARD / STANDARD FEATURES

---



**BRACCIOLI REGOLABILI**  
TILTING ARMREST



**SCHIENALI REGOLABILI STANDARD**  
STANDARD SLIDING BACK  
CUSHIONS

## CARATTERISTICHE OPZIONALI / OPTIONAL FEATURES

---



**SCHIENALI REGOLABILI MAXI**  
MAXI SLIDING BACK  
CUSHIONS



**PEDIERA ELETTRICA**  
Electric footboard



**302+906+950**

3 Posti 1 braccio + Chaise longue maxi + Pediera elettrica (cm 272 x 177/186) in Tessuto  
3 Seater 1 arm + Chaise Longue maxi + Electric footboard (cm 272 x 177/186) in Fabric



**250+300+502**

2 Posti maxi + 3 Posti (cm 182 + 202 in tessuto) - Pouff rettangolare (85x65cm in tessuto)  
2 Seater maxi + 3 Seater (cm 182 + 202 in fabric) - Rectangular Pouff (85x65cm in fabric)



BEI MONTI



**CASTELLO**  
SOFA  
*Made in Italy*



**351+601+172+502**

3 posti maxi 1 braccio + angolo quadro aperto + poltrona terminale maxi (cm 326x279) in tessuto + cuscinetti C13-800 in tessuto + pouff rettangolare (cm 85x65) in tessuto  
3 seater maxi 1 arm + square open corner + terminal armchair maxi (cm 326x279) in fabric + scatter cushions C13-800 in fabric + rectangular footstool (cm 85x65) in fabric

# BELMONTE

cod. 479

**Struttura:** Telaio in legno con cinghiatura di sostegno ad elasticità differenziata, rivestito in poliuretano espanso indeformabile.

**Imbottiture:** in poliuretano indeformabile a doppia densità e ovattato faldato.

**Rivestimento:** In pelle o in tessuto non sfoderabile.

**Piede:** base in metallo, altezza 15 in colore Titanium Dark.

**Caratteristiche standard:** spalliera con traslante manuale e bracciolo inclinabile.

**Caratteristiche optional:**

- Traslante modulo maxi.
- Pediera elettrica abbinata al modulo standard cm 65 x 32

**Structure:** Wooden frame fitted with an elasticised webbing suspension, covered with stress resistant undeformable polyurethane foam.

**Paddings:** Polyurethane foam and padding.

**Covering:** In leather or in fabric not removable.

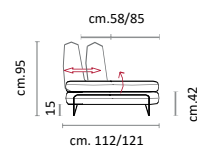
**Feet:** in metal 15 cm high in Titanium Dark colour.

**Standard Features:** Tilting armrest and sliding back cushions

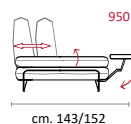
**Optional Features:**

- Maxi sliding back cushions.
- Electric footboard cm 65 x 32 combined with standard sliding back cushions.

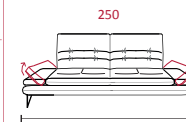
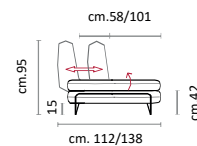
**MODULO TRASLANTE STANDARD**  
standard sliding back cushions



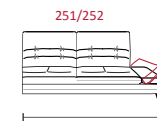
**PEDIERA ELETT. OPTIONAL**  
electric footboard optional



**MODULO TRASLANTE MAXI**  
maxi sliding back cushions



cm. 182



cm. 151



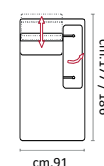
cm. 91

103

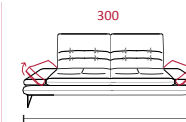


cm. 60

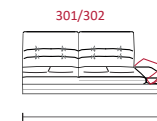
901/902



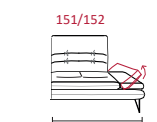
cm. 91



cm. 202

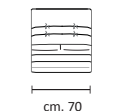


cm. 171



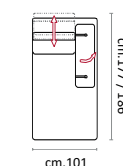
cm. 101

155

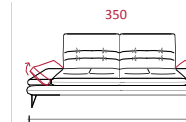


cm. 70

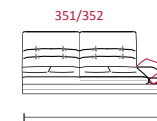
906/907




cm. 101



cm. 222

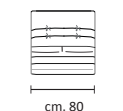


cm. 191



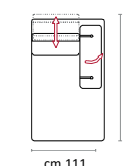
cm. 111

193



cm. 80

935/936



cm. 111

Colore vernice piede  
Color paint feet



Titanium Dark

Colore vernice piede/Colour paint feet



Titanium Dark

**CASTELLO**  
SOFA  
*Made in Italy*

# SIRACUSA

cod. 461



## RIVESTIMENTI / COVERING

---



**PELLE**  
LEATHER



**TESSUTO**  
FABRIC

## CARATTERISTICHE STANDARD / STANDARD FEATURES

---



**SOFÀ MODULABILE**  
MODULAR SOFA



**PIUMA**  
FEATHER

## CARATTERISTICHE OPZIONALI / OPTIONAL FEATURES

---



**CUCITURE CASUAL**  
CASUAL STITCHING



**CUCITURE PIZZICATA**  
PIZZICATA STITCHING



**152+155+155+151**

poltrona maxi 1braccio + 2 x poltrona maxi senza braccio + poltrona maxi 1braccio (cm 424) in pelle  
armchair maxi 1 arm + 2 x armchair maxi armless + armchair maxi 1 arm (cm 424) in leather

SIRACUSA

**CASTELLO**  
SOFA  
*Made in Italy*



**151+155+907**

poltrona maxi 1 braccio + poltrona maxi senza braccio + chaise longue maxi (cm 334x170) in tessuto  
armchair maxi 1 arm + armchair maxi armless + chaise longue maxi (cm 334x170) in fabric



# SIRACUSA

cod. 461

**Struttura:** Telaio in legno con cinghiatura di sostegno ad elasticità differenziata, rivestito in poliuretano espanso indeformabile.

**Imbottiture:** Schienali e cuscini in piuma con inserto centrale in poliuretano espanso indeformabile. Braccioli in piuma.

**Rivestimento:** In pelle, o in tessuto non sfoderabile.

**Piede:** Non visibili, in plastica altezza 4 cm.

**Caratteristiche:** Facile componibilità degli elementi ottenuta grazie al nuovo sistema di agganci. All'occorrenza anche gli elementi pouf possono essere "uniti" e diventare elementi facenti parte della composizione di arredo. Nella versione tessuto, cuciture, altezze e altri dettagli potrebbero essere diversi rispetto allo stesso modello con rivestimento in pelle. Tutti gli elementi sono rivestiti anche sui lati componibili.

**A richiesta:** Su tutti gli elementi è possibile scegliere la cucitura "casual". Versione del braccio di 10cm. più alto dello standard.

**Structure:** Wooden frame fitted with an elasticised webbing suspension, covered with stress resistant undeformable polyurethane foam.

**Paddings:** Back and seat cushions in feathers with polyurethane central insert. Arms in feathers.

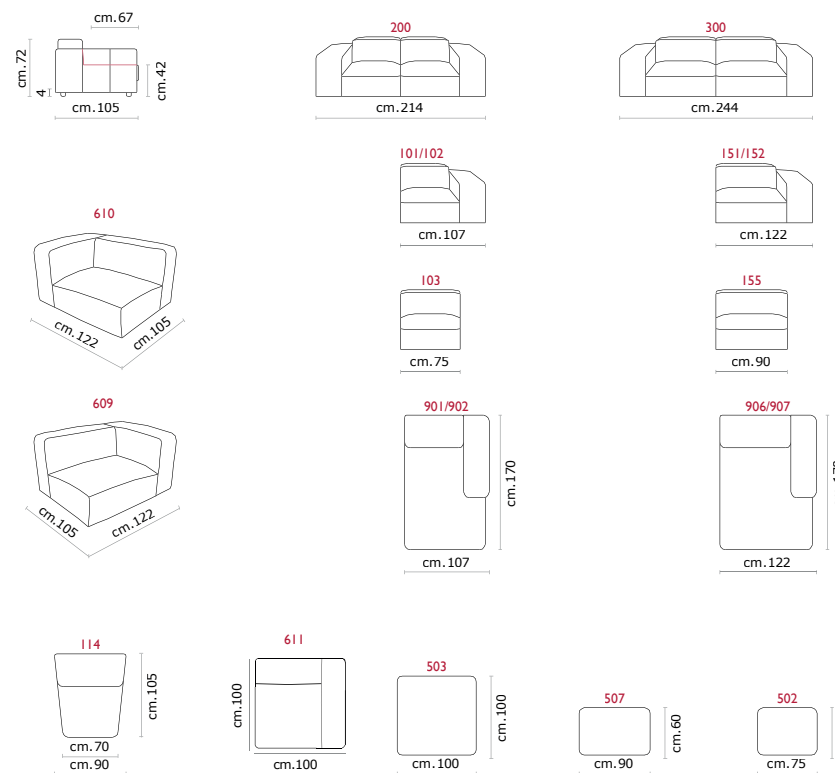
**Covering:** In leather, or in fabric not removable.

**Feet:** Not visible in plastic, 4 cm high.

**Features:** Easy modular elements obtained with the new system of brackets. If needed, also the ottoman elements can be "attached" and become part of the furniture. In the fabric version, stitches, height and other details may be different from the leather version. All elements are upholstered also on the combining sides.

**Upon request:** On all modular elements it is possible to choose "casual" stitching.

Arm size 10 cm higher than standard version.



A scelta è possibile avere anche il braccio di 10 cm. più alto, ovvero con una altezza pari alla spalliera.



Optional, the arm can be 10 cm higher, that is, the same height as the back.

**CASTELLO**  
SOFA  
*Made in Italy*

# LAURA

cod. 569



## RIVESTIMENTI / COVERING

---



**PELLE**  
LEATHER



**TESSUTO**  
FABRIC

## CARATTERISTICHE STANDARD / STANDARD FEATURES

---



**CUSCINI  
A DOPPIA DENSITÀ**  
DUAL DENSITY  
CUSHIONS



**CUCITURA PUNTO SELLA**  
PUNTO SELLA STITCHING



**300**  
3 posti (cm 208 ) in pelle  
3 seater (cm 208) in leather

LAURA

**CASTELLO**  
SOFA  
*Made in Italy*



**100+300**

Poltrona + 3 posti (cm 76 + cm 208) in pelle

Armchair + 3 seater (cm 76 + cm 208) in leather

# LAURA

cod. 569

**Struttura:** Telaio in legno con cinghiatura di sostegno ad elasticità differenziata, rivestito in poliuretano espanso indeformabile.

**Imbottiture:** Poliuretano indeformabile a doppia densità e ovattato faldato.

**Rivestimento:** In pelle o in tessuto, non sfoderabile.

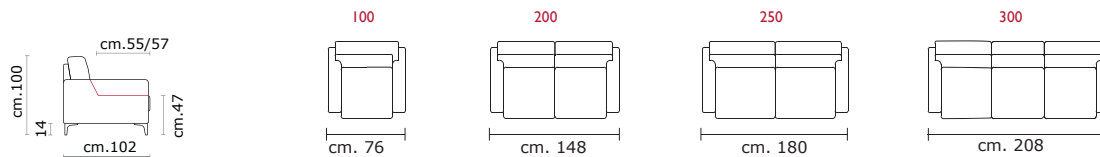
**Piede:** In metallo altezza 14 cm.

**Structure:** Wooden frame fitted with an elasticised webbing suspension, covered with stress resistant undeformable polyurethane foam.

**Paddings:** Double density polyurethane foam and padding.

**Covering:** In leather or fabric, not removable.

**Feet:** In metal 14 cm high.





**CASTELLO**  
SOFA  
*Made in Italy*

# GINESTRA

cod. 309



## RIVESTIMENTI / COVERING

---



**PELLE**  
LEATHER



**TESSUTO**  
FABRIC

## CARATTERISTICHE STANDARD / STANDARD FEATURES

---



**CUSCINI  
A DOPPIA DENSITÀ**  
DUAL DENSITY  
CUSHIONS



**POGGIATESTA RECLINABILI  
SU TUTTE LE SEDUTE**  
RECLINING HEADREST  
ON ALL SEATS



**CUCITURA PUNTO SELLA**  
PUNTO SELLA STITCHING



**252+901**

2 posti maxi 1 braccio + chaise longue ( cm. 275 x 173) in pelle  
2 seater maxi 1 arm + chaise longue (cm. 275 x 173) in leather

GINESTRA

**CASTELLO**  
SOFA  
*Made in Italy*



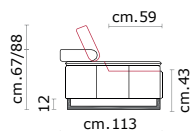
**351 + 603**

3 posti max 1 braccio + angolo terminale (cm. 316x234), in pelle.

3 seater max 1 arm + terminal corner (cm. 316x234), in leather.

# GINESTRA

cod. 309



**Struttura:** Telaio in legno con cinghiatura di sostegno ad elasticità differenziata, rivestito in poliuretano espanso indeformabile.

**Imbottiture:** Poliuretano indeformabile a doppia densità e ovattato faldato.

**Rivestimento:** In pelle o in tessuto, non sfoderabile.

**Piede:** In metallo altezza 12 cm.

**Caratteristiche:** Poggiatesta con movimento su tutte le sedute con spalliera.

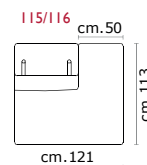
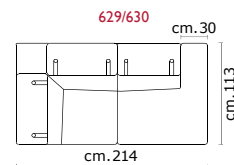
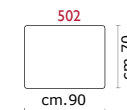
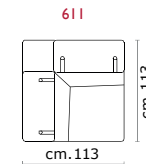
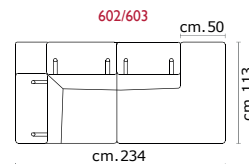
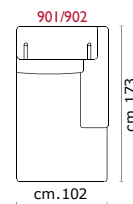
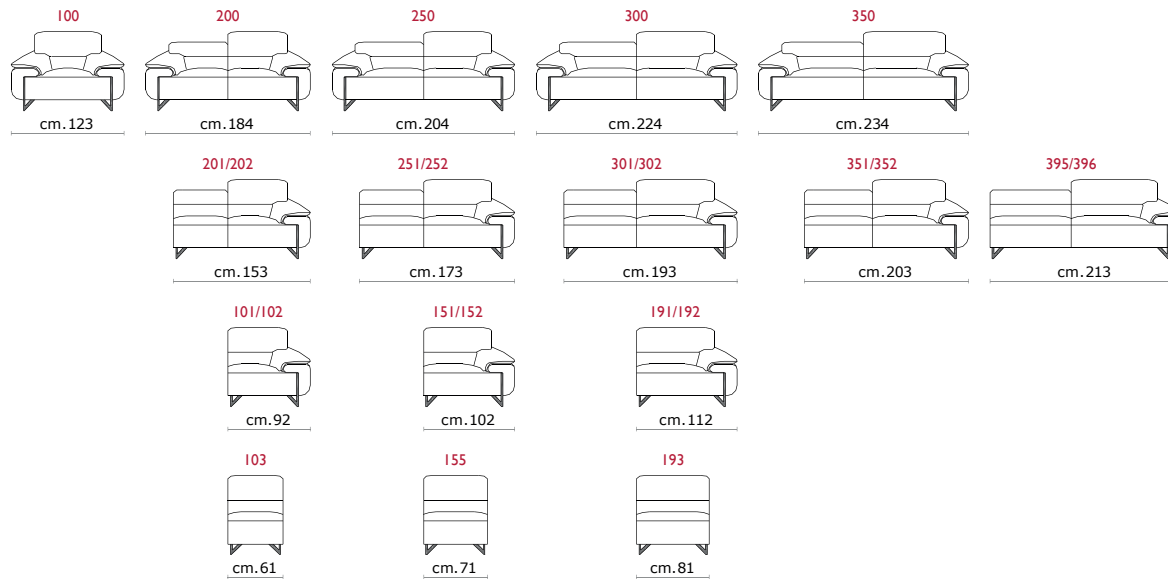
**Structure:** Wooden frame fitted with an elasticised webbing suspension, covered with stress resistant undeformable polyurethane foam.

**Paddings:** Double density polyurethane foam and padding.

**Covering:** In leather or fabric, not removable.

**Feet:** In metal 12 cm high.

**Features:** Headrest with adjustable movement on all versions with back.



**CASTELLO**  
SOFA  
*Made in Italy*

# BERGAMO

cod. 493

## RIVESTIMENTI / COVERING

---



**PELLE**  
LEATHER



**TESSUTO**  
FABRIC

## CARATTERISTICHE STANDARD / STANDARD FEATURES

---



**POGGIATESTA RECLINABILI**  
SU TUTTE LE SEDUTE  
RECLINING HEADREST  
ON ALL SEATS

## CARATTERISTICHE OPZIONALI / OPTIONAL FEATURES

---



**VERSIONE LETTO**  
BED VERSION





**300**

3 posti fisso (cm 196) in tessuto  
3 seater (cm 196) in fabric

BERGAMO

**CASTELLO**  
SOFA  
*Made in Italy*



**320**  
3 posti letto (cm 196) in tessuto  
3 seater bed (cm 196) in fabric

# BERGAMO

cod. 493

**Struttura:** Telaio in legno con cinghiatura di sostegno ad elasticità differenziata, rivestito in poliuretano espanso indeformabile.

**Imbottiture:** Poliuretano indeformabile a doppia densità e ovattato faldato.

**Rivestimento:** In pelle o in tessuto, non sfoderabile.

**Piede:** In metallo altezza 13cm.

**Caratteristiche:** Poggiatesta con movimento su tutte le sedute con spalliera.

**Caratteristiche letto:** Meccanismo con apertura sincronizzata mediante ribaltamento della spalliera. Piano letto ortopedico con rete elettrosaldata e cinghie elastiche sulla seduta. Materasso in poliuretano altezza 12 cm, misura utile per dormire 195 cm. Larghezza variabile a seconda della versione. Durante il ribaltamento, cuscini di seduta e schienale agganciati alla rete letto.

**Optional:** Piede in legno 13 cm

**Structure:** Wooden frame fitted with an elasticised webbing suspension, covered with stress resistant undeformable polyurethane foam.

**Paddings:** Double density polyurethane foam and padding.

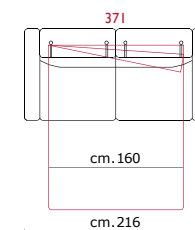
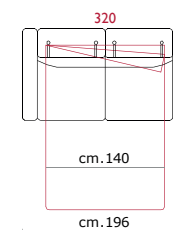
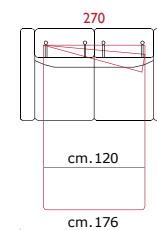
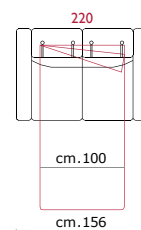
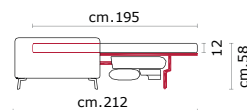
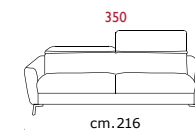
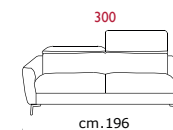
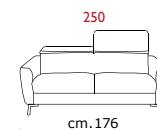
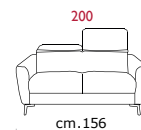
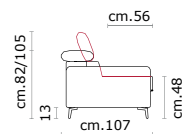
**Covering:** in leather or fabric, not removable.

**Feet:** In metal 13cm. high.

**Features:** Headrest with adjustable movement on all versions with back.

**Bed features:** Mechanism featuring synchronized tipping back opening. Electrowelded mesh orthopaedic bed with elastic belts on the seat. Mattress in polyurethane 12 cm. high. Sleeping dimensions 195 cm. Seat and back cushions attached to the bed mechanism during the opening which can change according to the version.

**Optional:** Feet In solid wood 13 cm high.



Colore vernice piede  
Color paint feet





**CASTELLO**  
SOFA  
*Made in Italy*

# CAPRI

cod. 251



## RIVESTIMENTI / COVERING

---



**PELLE**  
LEATHER



**TESSUTO**  
FABRIC



**COMBINATO**  
COMBINATED

## CARATTERISTICHE STANDARD / STANDARD FEATURES

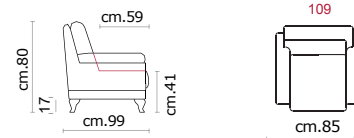
---



**CUSCINI**  
**A DOPPIA DENSITÀ**  
DUAL DENSITY  
CUSHIONS



109  
poltrona (cm 85) in tessuto  
Armchair (cm 85) in fabric



**Struttura:** Telaio in legno con cinghiatura di sostegno ad elasticità differenziata, rivestito in poliuretano espanso indeformabile.

**Imbottiture:** Poliuretano indeformabile a doppia densità e ovattato faldato.

**Rivestimento:** In pelle e tessuto, combinato pelle e tessuto non sfoderabile.

**Piede:** In metallo altezza 17 cm colore Titanio bronzato lucido.

**Caratteristiche:** Cuscino di seduta removibile.

**Structure:** Wooden frame fitted with an elasticised webbing suspension, covered with stress resistant undeformable polyurethane foam.

**Paddings:** Double density polyurethane foam and padding.

**Covering:** In leather and fabric, combined leather and fabric not removable.

**Feet:** In metal 17 cm high, polished bronzed titanium color.

**Features:** Seat cushion is removable.

CAPRI



**CASTELLO**  
SOFA  
*Made in Italy*

# BARRIO

cod. 674



## RIVESTIMENTI / COVERING

---



**PELLE**  
LEATHER



**TESSUTO**  
FABRIC

## CARATTERISTICHE STANDARD / STANDARD FEATURES

---



**POGGIATESTA RECLINABILI**  
SU TUTTE LE SEDUTE  
RECLINING HEADREST  
ON ALL SEATS

## CARATTERISTICHE OPZIONALI / OPTIONAL FEATURES

---



**VERSIONE LETTO**  
BED VERSION



**302+906**

3 posti 1 braccio + chaise longue maxi (cm 300x176) + 2 cuscineti C13-800 in tessuto  
3 seater 1 arm + chaise longue maxi (cm 300x176) + 2 scatter cushions C13-800 in fabric

BARRIO

**CASTELLO**  
SOFA  
*Made in Italy*

**302+896+835**

3 posti 1 braccio + chaise longue terminale (cm 288x176) +  
spalliera con cilindro (cm 63x50) in tessuto  
3 seater 1 arm + terminal chaise longue (cm 288x176) +  
backrest terminal chaise longue (cm 63x50) in fabric



**317+896**

3 posti 1 braccio letto + chaise longue terminale (cm 288x176) in tessuto  
3 seater 1 arm bed + terminal chaise longue (cm 288x176) in fabric

# BARRIO

cod. 674

**Struttura:** Telaio in legno con cinghiatura di sostegno ad elasticità differenziata, rivestito in poliuretano espanso indeformabile.

**Imbottiture:** Poliuretano indeformabile a doppia densità e ovattato faldato.

**Rivestimento:** In pelle o in tessuto, non sfoderabile.

**Piede:** In metallo altezza 12,5 cm colore nero opaco.

**Caratteristiche letto:** Meccanismo con apertura sincronizzata mediante ribaltamento della spalliera. Piano letto ortopedico con rete elettrosaldata e cinghie elastiche sulla seduta. Materasso in poliuretano altezza 12 cm, densità 30, misura utile per dormire 195 cm. Larghezza variabile a seconda della versione. Durante il ribaltamento, cuscini di seduta e schienale aganciati alla rete letto

**Structure:** Wooden frame fitted with an elasticised webbing suspension, covered with stress resistant undeformable polyurethane foam.

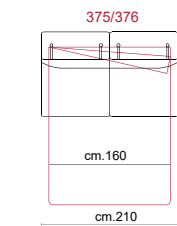
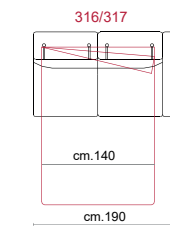
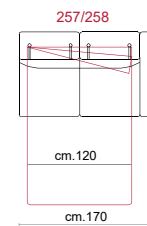
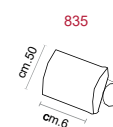
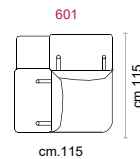
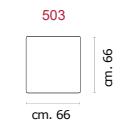
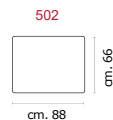
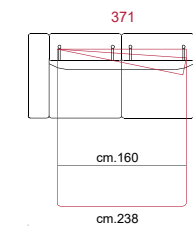
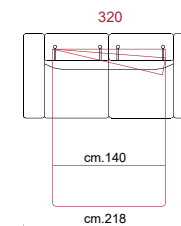
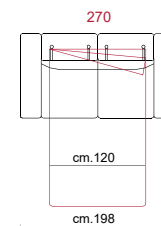
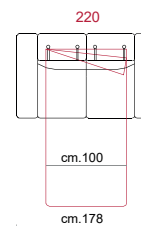
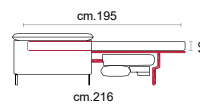
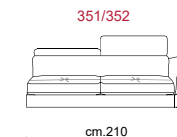
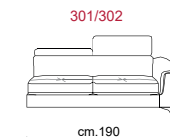
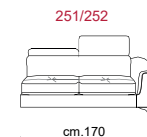
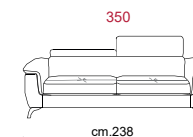
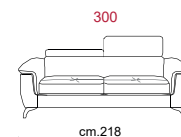
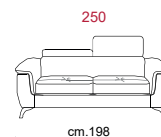
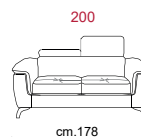
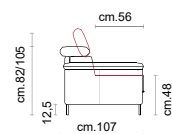
**Paddings:** Double density polyurethane foam and padding.


**Covering:** In leather or fabric, not removable.

**Feet:** In metal 12,5 cm. high.

**Bed features:** Mechanism featuring synchronized tipping back opening. Electro-welded mesh orthopaedic bed with elastic belle on the seat. Mattress in polyurethane 12 cm. high. Sleeping dimensions 195 cm. Seat and back cushions attached to the bed mechanism during the opening, which can change according to the version.

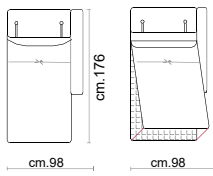
**Features:** Headrest with adjustable movement on all versions with back.






**Chaise Longue Bracciolo terminale**  
*Chaise Longue terminal armrest*

896/897      914/915

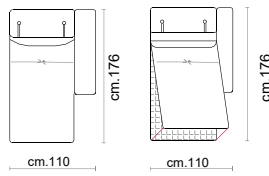


with box




**Chaise Longue maxi bracciolo standard**  
*Chaise Longue maxi standard armrest*

906/907      924/925

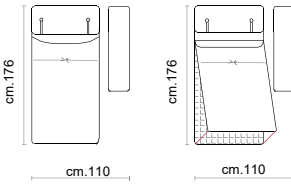


with box



**Chaise Longue maxi reversibile Dx/Sx**  
*Chaise Longue maxi reversible Rht/Lhf*

926/927\*      928/929\*



with box

Note \*: combination only with  
- bed version  
- standard armrest

**CASTELLO**  
SOFA  
*Made in Italy*

# IMOLA

cod. 474



## RIVESTIMENTI / COVERING

---



**PELLE**  
LEATHER



**TESSUTO**  
FABRIC

## CARATTERISTICHE STANDARD / STANDARD FEATURES

---



**CUSCINI**  
**A DOPPIA DENSITÀ**  
DUAL DENSITY  
CUSHIONS

## CARATTERISTICHE OPZIONALI / OPTIONAL FEATURES

---



**VERSIONE LETTO**  
BED VERSION





**300**  
3 posti fisso (cm 184) in tessuto  
3 seater (cm 184) in fabric

IMOIA

**CASTELLO**  
SOFA  
*Made in Italy*



**320**  
3 posti letto (cm 184) in pelle  
3 seater bed (cm 184) in leather



# IMOLA

cod. 474

**Struttura:** Telaio in legno con cinghiatura di sostegno ad elasticità differenziata, rivestito in poliuretano espanso indeformabile.

**Imbottiture:** Poliuretano indeformabile a doppia densità e ovattato faldato.

**Rivestimento:** In pelle o in tessuto, non sfoderabile.

**Piede:** In metallo altezza 13cm.

**Caratteristiche letto:** Meccanismo con apertura sincronizzata mediante ribaltamento della spalliera. Piano letto ortopedico con rete elettrosaldata e cinghie elastiche sulla seduta. Materasso in poliuretano altezza 12 cm, misura utile per dormire 195 cm. Larghezza variabile a seconda della versione. Durante il ribaltamento, cuscini di seduta e schienale agganciati alla rete letto.

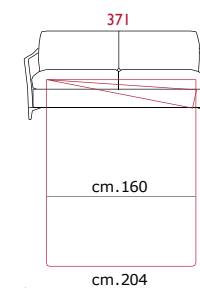
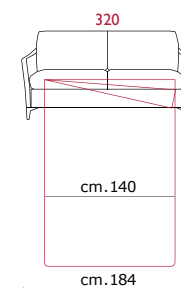
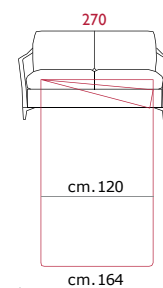
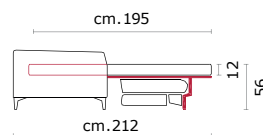
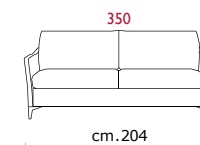
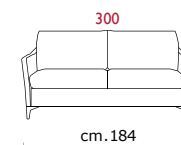
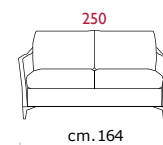
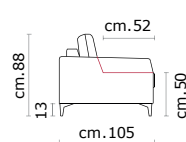
**Structure:** Wooden frame fitted with an elasticised webbing suspension, covered with stress resistant undeformable polyurethane foam.

**Paddings:** Double density polyurethane foam and padding.

**Covering:** In leather or fabric, not removable.

**Feet:** In metal 13cm. high.

**Bed features:** Mechanism featuring synchronized tipping back opening. Electrowelded mesh orthopaedic bed with elastic balle on the seat. Mattress in polyurethane 12 cm. high. Sleeping dimensions 195 cm. Seat and back cushions attached to the bed mechanism during the opening which can change according to the version.



ITALIAN  
DESIGN  
LIVING  
COLLECTION

  
**CASTELLO**  

---

**SOFA**  
*Made in Italy*



**CASTELLO**  
SOFA  
*Made in Italy*



# CARPI

cod. 396

## RIVESTIMENTI / COVERING

---



**PELLE**  
LEATHER



**TESSUTO**  
FABRIC



**COMBINATO**  
COMBINATED

## CARATTERISTICHE STANDARD / STANDARD FEATURES

---



**POGGIATESTA RECLINABILI**  
SU TUTTE LE SEDUTE  
RECLINING HEADREST  
ON ALL SEATS

## CARATTERISTICHE OPZIONALI / OPTIONAL FEATURES

---



**VERSIONE LETTO**  
BED VERSION



**300**  
3 posti (cm 190) in pelle e tessuto  
3 seater (cm 190) in leather and fabric

CARPI

**CASTELLO**  
SOFA  
*Made in Italy*



**320**  
3 posti letto (cm 190) in pelle e tessuto  
3 seater bed (cm 190) in leather and fabric

# CARPI

cod. 396

**Struttura:** Telaio in legno con cinghiatura di sostegno ad elasticità differenziata, rivestito in poliuretano espanso indeformabile.

**Imbottiture:** Poliuretano indeformabile a doppia densità e ovattato faldato.

**Rivestimento:** In pelle o in tessuto, o combinato pelle e tessuto non sfoderabile.

**Piede:** In metallo altezza 13 cm colore Titanium Dark.

**Caratteristiche letto:** Meccanismo con apertura sincronizzata mediante ribaltamento della spalliera. Piano letto ortopedico con rete elettrosaldata e cinghie elastiche sulla seduta. Materasso in poliuretano altezza 12 cm, misura utile per dormire 195 cm. Larghezza variabile a seconda della versione. Durante il ribaltamento, cuscini di seduta e schienale agganciati alla rete letto.

**Caratteristiche:** Poggiatesta con movimento su tutte le sedute con spalliera

**Structure:** Wooden frame fitted with an elasticised webbing suspension, covered with stress resistant undeformable polyurethane foam.

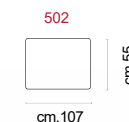
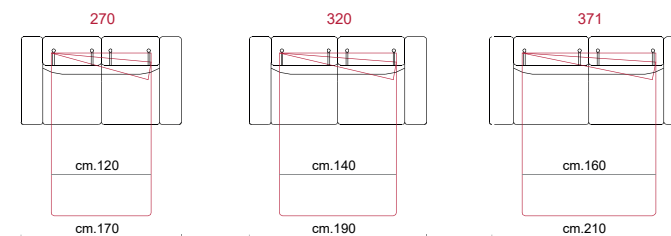
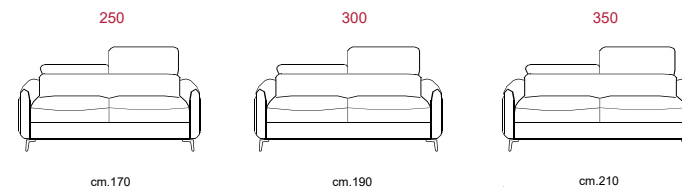
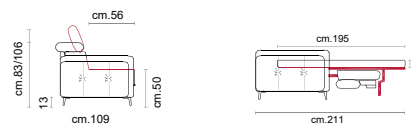
**Paddings:** Double density polyurethane foam and padding.

**Covering:** In leather or fabric, combined leather and fabric not removable.

**Feet:** In metal 13 cm high Titanium Dark color.

**Bed features:** Mechanism featuring synchronized tipping back opening. Electrowelded mesh orthopaedic bed with elastic belts on the seat. Mattress in polyurethane 12 cm. high. Sleeping dimensions 195 cm. Seat and back cushions attached to the bed mechanism during the opening, which can change according to the version.

**Features:** Headrest with adjustable movement on all versions with back.



Colore vernice piede/Colour paint feet



Titanium Dark



**CASTELLO**  
SOFA  
*Made in Italy*



# BROLO

cod. 356

## RIVESTIMENTI / COVERING

---



**TESSUTO**  
FABRIC

## CARATTERISTICHE OPZIONALI / OPTIONAL FEATURES

---



**VERSIONE LETTO**  
BED VERSION





**300**

3 posti (cm 178) in tessuto + 2 cuscinetti cucitura pizzicata C13-800 in tessuto  
3 seater (cm 178) in fabric + 2 scatter cushions stitching pizzicata C13-800 in fabric

BROIO

**CASTELLO**  
SOFA  
*Made in Italy*



**320**  
3 posti letto (cm 188) in tessuto  
3 seater bed (cm 188) in fabric

# BROLO

cod. 356

**Struttura:** Telaio in legno con cinghiatura di sostegno ad elasticità differenziata, rivestito in poliuretano espanso indeformabile.

**Imbottiture:** Poliuretano indeformabile a doppia densità e ovattato faldato. Schienale in fibra di poliestere a fiocchi trattato con silicone.

**Rivestimento:** in tessuto, non sfoderabile.

**Piede:** In plastica altezza 4 cm.

**Bracciolo:** standard A\*.

**Caratteristiche letto:**

- Meccanismo con apertura sincronizzata mediante ribaltamento della spalliera. Piano letto ortopedico con rete elettrosaldada e cinghie elastiche sulla seduta. Materasso in poliuretano altezza 12 cm, misura utile per dormire 195 cm. Durante il ribaltamento, cuscini di seduta e schienale agganciati alla rete letto.

**Structure:** Wooden frame fitted with an elasticised webbing suspension, covered with stress resistant undeformable polyurethane foam.

**Paddings:** Double density polyurethane foam and padding. Back cushions in fibre fillings.

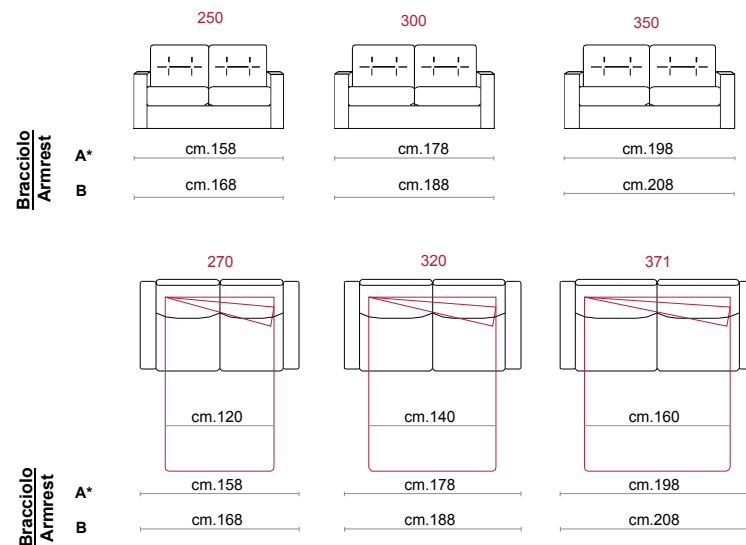
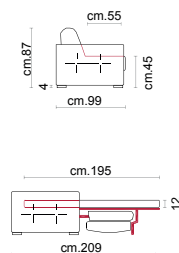
**Covering:** In fabric, not removable.

**Feet:** In plastic 4 cm high.


**Armrest:** standard A\*.

**Bed features:**

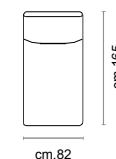
- Mechanism featuring synchronized tipping back opening. Electro-welded mesh orthopaedic bed with elastic belts on the seat. Mattress in polyurethane 12 cm. high. Sleeping dimensions 195 cm. Seat and back cushions attached to the bed mechanism during the opening.



Variante Braccioli  
Types of Armrests



905  
Réversible maxi  
(Dx e Sx - Rht/Lht)





**CASTELLO**  
SOFA  
*Made in Italy*



# FERRARA

cod. 443

## RIVESTIMENTI / COVERING

---



**PELLE**  
LEATHER



**TESSUTO**  
FABRIC



**COMBINATO**  
COMBINATED

## CARATTERISTICHE STANDARD / STANDARD FEATURES

---



**POGGIATESTA RECLINABILI**  
SU TUTTE LE SEDUTE  
RECLINING HEADREST  
ON ALL SEATS

## CARATTERISTICHE OPZIONALI / OPTIONAL FEATURES

---



**VERSIONE LETTO**  
BED VERSION



**301+624+517**

3 posti 1 braccio + angolo poltrona terminale + pouf terminale contenitore  
(cm 295x239) in pelle e tessuto

3 seater 1 arm + armchair terminal corner + terminal box footstool  
(cm 295x239) in leather and fabric

FERRARA





**316+624+517**

3 posti letto 1 braccio + angolo poltrona terminale + pouf terminale contenitore  
(cm 295x239) in pelle e tessuto

3 seater bed 1 arm + armchair terminal corner + terminal box footstool  
(cm 295x239) in leather and fabric

# FERRARA

cod. 443

**Struttura:** Telaio in legno con cinghiatura di sostegno ad elasticità differenziata, rivestito in poliuretano espanso indeformabile.

**Imbottiture:** Poliuretano indeformabile a doppia densità e ovattato faldato.

**Rivestimento:** In pelle, in tessuto o combinato non sfoderabile.

**Piede:** In plastica H=3cm.

**Caratteristiche letto:** Meccanismo con apertura sincronizzata mediante ribaltamento della spalliera. Piano letto ortopedico con rete elettrosaldata e cinghie elastiche sulla seduta. Materasso in poliuretano altezza 12 cm, misura utile per dormire 195 cm. Durante il ribaltamento, cuscini di seduta e schienale agganciati alla rete letto.

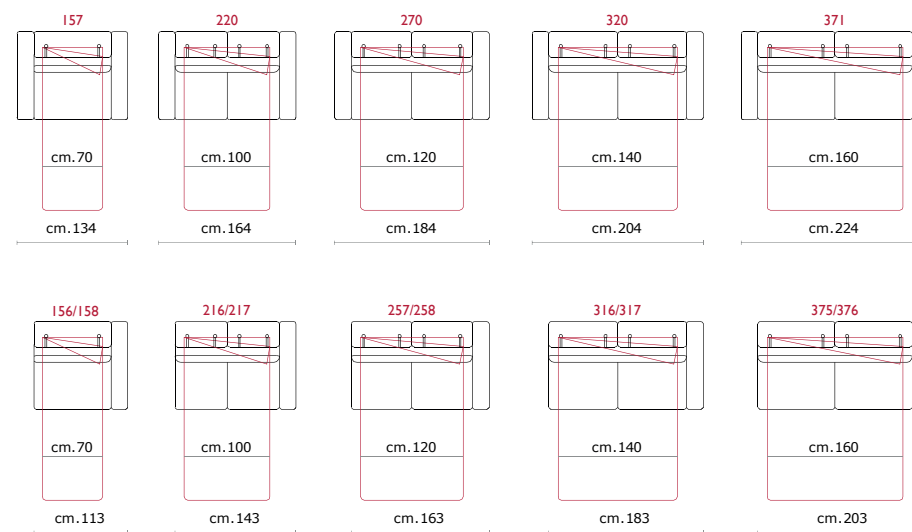
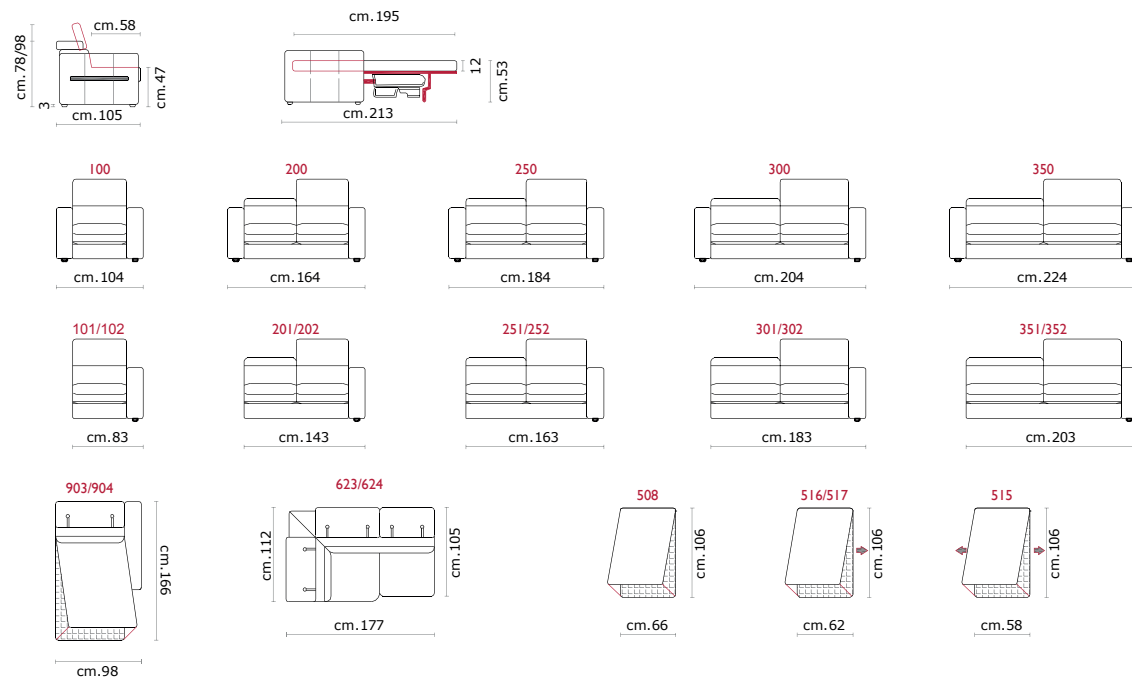
**Structure:** Wooden frame fitted with an elasticised webbing suspension, covered with stress resistant undeformable polyurethane foam.

**Paddings:** Double density polyurethane foam and padding.

**Covering:** In leather, in fabric or combiante not removable.

**Feet:** In plastic 3cm. high.

**Bed features:** Mechanism featuring synchronized tipping back opening. Electro-welded mesh orthopaedic bed with elastic belts on the seat. Mattress in polyurethane 12 cm. high. Sleeping dimensions 195 cm. Seat and back cushions attached to the bed mechanism during the opening.



Ferrara 43K



Ferrara 443

**CASTELLO**  
SOFA  
*Made in Italy*

# CHIARA

cod. 520



## RIVESTIMENTI / COVERING

---



**PELLE**  
LEATHER



**TESSUTO**  
FABRIC

## CARATTERISTICHE OPZIONALI / OPTIONAL FEATURES

---



**VERSIONE LETTO**  
BED VERSION



**CUCITURA PUNTO SELLA**  
PUNTO SELLA STITCHING



**300**  
3 posti (cm 190) in tessuto  
3 seater (cm 190) in fabric

CHIARA



**CASTELLO**  
SOFA  
*Made in Italy*



**320**  
3 posti letto (cm 194) in pelle  
3 seater bed (cm 194) in leather



# CHIARA

cod. 520

**Struttura:** Telaio in legno con cinghiatura di sostegno ad elasticità differenziata, rivestito in poliuretano espanso indeformabile.

**Imbottiture:** Poliuretano indeformabile a doppia densità e ovattato faldato.

**Rivestimento:** In pelle o in tessuto, non sfoderabile.

**Piede:** In legno altezza 3,5cm.

**Caratteristiche letto:** Meccanismo con apertura sincronizzata mediante ribaltamento della spalliera. Piano letto ortopedico con rete elettrosaldata e cinghie elastiche sulla seduta. Materasso in poliuretano altezza 12 cm, misura utile per dormire 195 cm. Durante il ribaltamento, cuscini di seduta e schienale agganciati alla rete letto.

**Structure:** Wooden frame fitted with an elasticised webbing suspension, covered with stress resistant undeformable polyurethane foam.

**Paddings:** Double density polyurethane foam and padding.

**Covering:** in leather or fabric, not removable.

**Feet:** In solid wood 3,5cm. high.

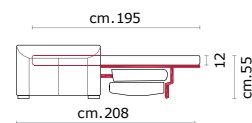
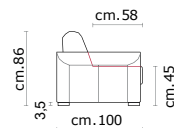
**Bed features:** Mechanism featuring synchronized tipping back opening. Electrowelded mesh orthopaedic bed with elastic belts on the seat. Mattress in polyurethane 12 cm. high. Sleeping dimensions 195 cm. Seat and back cushions attached to the bed mechanism during the opening.



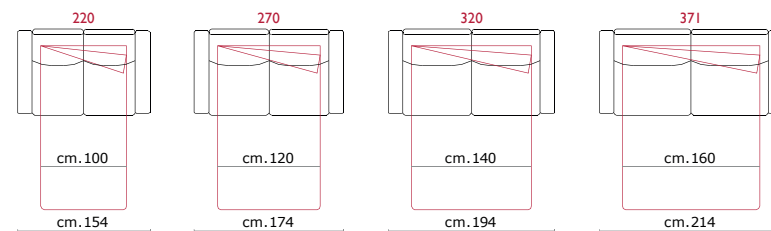
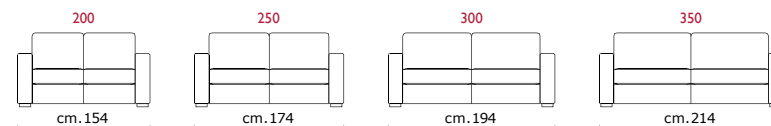
Chiara 521



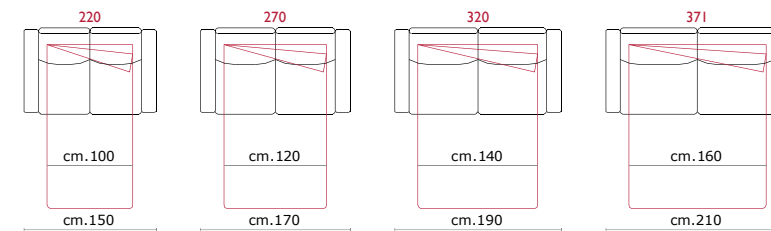
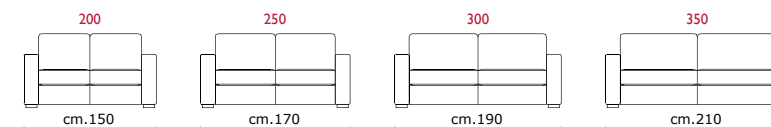
Chiara 520



Chiara 520



Chiara 521



**CASTELLO**  
SOFA  
*Made in Italy*

# MONCALIERI

cod. 697



## RIVESTIMENTI / COVERING



**PELLE**  
LEATHER



**TESSUTO**  
FABRIC

## CARATTERISTICHE STANDARD / STANDARD FEATURES



**CUSCINI**  
A DOPPIA DENSITÀ  
DUAL DENSITY  
CUSHIONS



**POGGIATESTA RECLINABILI**  
SU TUTTE LE SEDUTE  
RECLINING HEADREST  
ON ALL SEATS



**302+602**

3 posti 1 braccio + angolo terminale (cm 301 x 225) in pelle.  
3 seater 1 arm + terminal corner (cm 301 x 225) in leather.

MONCALIERI

**CASTELLO**  
SOFA  
*Made in Italy*



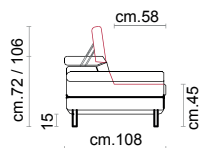
**302+602**

3 posti 1 braccio + angolo terminale (cm 301 x 225) in pelle.

3 seater 1 arm + terminal corner (cm 301 x 225) in leather.

# MONCALIERI

cod. 697



**Struttura:** Telaio in legno con cinghiatura di sostegno ad elasticità differenziata, rivestito in poliuretano espanso indeformabile.

**Imbottiture:** Poliuretano indeformabile a doppia densità e ovattato faldato.

**Rivestimento:** In pelle o in tessuto, non sfoderabile.

**Piede:** In acciaio lucido altezza 15 cm.

**Caratteristiche:** Poggiatesta con movimento su tutte le sedute con spalliera.

**Optional:** piede in colore Titanium Dark.

**Structure:** Wooden frame fitted with an elasticised webbing suspension, covered with stress resistant undeformable polyurethane foam.

**Paddings:** Double density polyurethane foam and padding.

**Covering:** In leather or fabric, not removable.

**Feet:** In metal 15 cm with polish chrome finishing.

**Features:** Headrest with adjustable movement on all versions with back.

**Optional:** Feet in Titanium Dark colour.

Colore vernice piede / Color paint feet



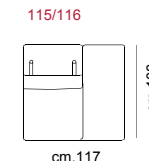
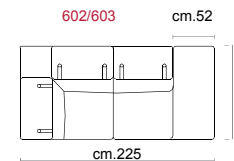
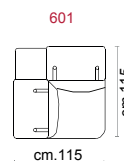
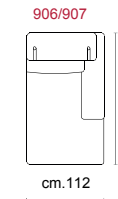
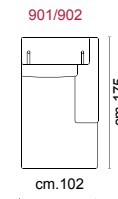

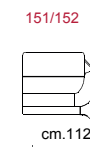
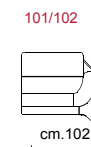
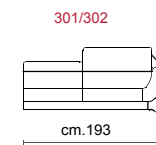
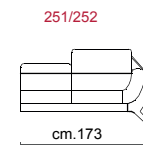
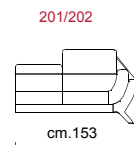
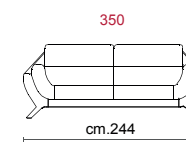
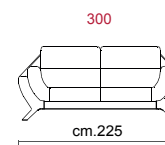
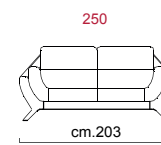
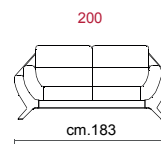
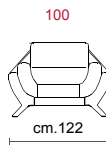
Metal



Titanium Dark



Metal Base





**CASTELLO**  
SOFA  
*Made in Italy*



# BOSTON

cod. 567

## RIVESTIMENTI / COVERING

---



**PELLE**  
LEATHER



**TESSUTO**  
FABRIC

## CARATTERISTICHE STANDARD / STANDARD FEATURES

---



**CUSCINI**  
A DOPPIA DENSITÀ  
DUAL DENSITY  
CUSHIONS

## CARATTERISTICHE OPZIONALI / OPTIONAL FEATURES

---



**RECLINER ELETTRICO**  
ELECTRIC RECLINER



**520+200**

3 posti 1recliner elettrico + 2 posti (cm. 218 + cm 170) in pelle  
3 seaters 1 electric recliner + 2 seaters (cm. 218 + cm 170) in leather

BOSTON

**CASTELLO**  
SOFA  
*Made in Italy*



**521**

3 posti 2 recliner elettrici (cm. 218) in pelle  
3 seater 2 electric recliner (cm. 218) in leather

# BOSTON

cod. 567

**Struttura:** Telaio in legno con cinghiatura di sostegno ad elasticità differenziata, rivestito in poliuretano espanso indeformabile.

**Imbottiture:** Poliuretano indeformabile a doppia densità e ovattato faldato. Schienale in fibra di poliestere a fiocchi trattato con silicone.

**Rivestimento:** In pelle, o in tessuto non sfoderabile.

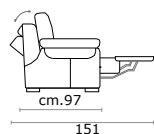
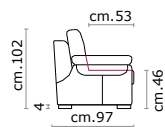
**Piede:** In legno altezza 4 cm.

**Structure:** Wooden frame fitted with an elasticised webbing suspension, covered with stress resistant undeformable polyurethane foam.

**Paddings:** Double density polyurethane foam and padding. Back cushions in fibre fillings.

**Covering:** In leather or fabric, not removable.

**Feet:** In solid wood 4 cm high.

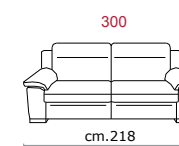
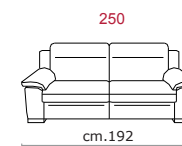
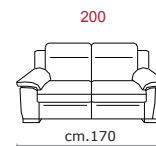


Versione Fissa / Fixed Version

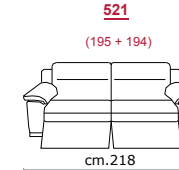
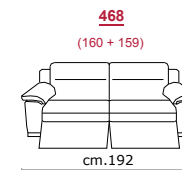
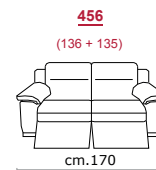
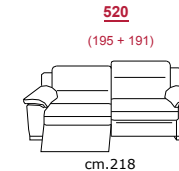
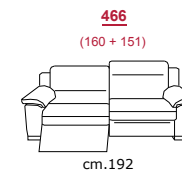
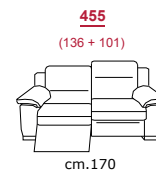
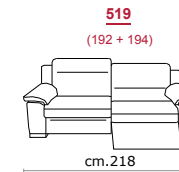
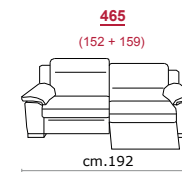
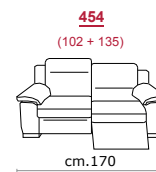
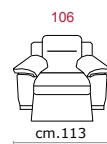
modulo 59

modulo 68

modulo 83



Versione Recliner / Recliner Version



**CASTELLO**  
SOFA  
*Made in Italy*

# ORFEO

cod. 633



## RIVESTIMENTI / COVERING

---



**PELLE**  
LEATHER



**TESSUTO**  
FABRIC

## CARATTERISTICHE STANDARD / STANDARD FEATURES

---



**CUSCINI  
A DOPPIA DENSITÀ**  
DUAL DENSITY  
CUSHIONS



**POGGIATESTA RECLINABILI  
SU TUTTE LE SEDUTE**  
RECLINING HEADREST  
ON ALL SEATS





**300**  
3 posti (cm 182) in pelle  
3 seater (cm 182) in leather

ORFFEO

**CASTELLO**  
SOFA  
*Made in Italy*



**351+907**

3 posti max 1 braccio + chaise longue max (cm 272x165) in pelle  
3 seater max 1 arm + chaise longue max (cm 272x165) in leather

# ORFEO

cod. 633

**Struttura:** Telaio in legno con cinghiatura di sostegno ad elasticità differenziata, rivestito in poliuretano espanso indeformabile.

**Imbottiture:** Poliuretano indeformabile a doppia densità e ovattato faldato.

**Rivestimento:** In pelle, o in tessuto non sfoderabile.

**Piede:** Piede in metallo altezza 13 cm, in finitura lucida.

**Caratteristiche:** Poggiatesta con movimento su tutte le sedute.

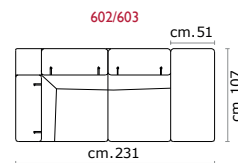
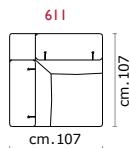
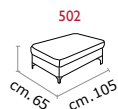
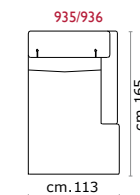
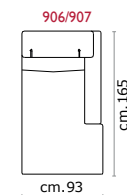
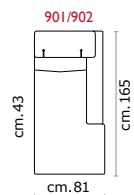
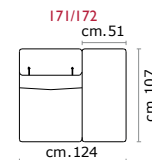
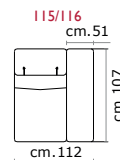
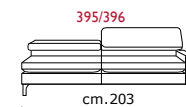
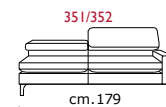
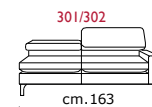
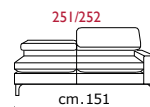
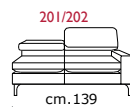
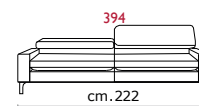
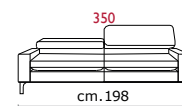
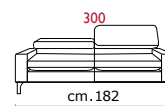
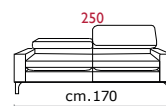
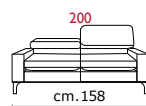
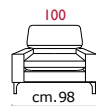
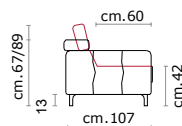
**Structure:** Wooden frame fitted with an elasticised webbing suspension, covered with stress resistant undeformable polyurethane foam.

**Paddings:** Double density polyurethane foam and padding.

**Covering:** In leather or fabric, not removable.

**Feet:** In metal 13 cm high, with polish chrome finishing.

**Features:** Headrest with adjustable movement on all versions with back.





ON

  
**CASTELLO**  

---

**SOFA**  
*Made in Italy*



**CASTELLO**  
SOFA  
*Made in Italy*

# MALAGA

cod. 274

## RIVESTIMENTI / COVERING

---



**PELLE**  
LEATHER



**TESSUTO**  
FABRIC

## CARATTERISTICHE STANDARD / STANDARD FEATURES

---



**CUSCINI**  
A DOPPIA DENSITÀ  
DUAL DENSITY  
CUSHIONS





**302+602**

3 posti 1 braccio + angolo terminale (cm 290x209) in pelle  
3 seater 1 arm + terminal corner (cm 290x209) in leather

MAIAGA

**CASTELLO**  
SOFA  
*Made in Italy*



**302+602**

3 posti 1 braccio + angolo terminale (cm 290 x 209) in pelle.

3 seater 1 arm + terminal corner (cm 290 x 209) in leather

# MALAGA

cod. 274

**Struttura:** Telaio in legno con cinghiatura di sostegno ad elasticità differenziata, rivestito in poliuretano espanso indeformabile.

**Imbottiture:** Poliuretano indeformabile a doppia densità e ovattato faldato. Schienale in fibra di poliestere a fiocchi.

**Rivestimento:** In pelle, o in tessuto non sfoderabile.

**Piede:** in metallo altezza 13 cm.

**Optional:** piede in metallo colore Titanium Dark.

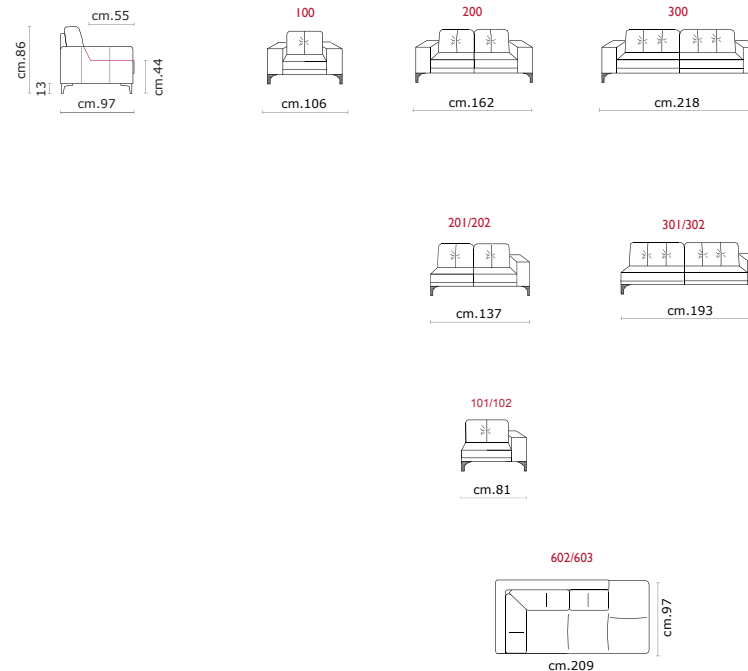
**Structure:** Wooden frame fitted with an elasticised webbing suspension, covered with stress resistant undeformable polyurethane foam.

**Paddings:** Double density polyurethane foam and padding. Back cushions in fibre fillings.

**Covering:** In leather or fabric, not removable.

**Feet:** In metal 13 cm high.

**Optional:** feet in metal in Titanium Dark colour.

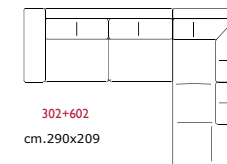


sectionals example

Colore vernice piede / Color paint feet



Titanium Dark



302+602  
cm.290x209







  
**CASTELLO**  

---

**SOFA**  
*Made in Italy*

**CASTELLO**  
SOFA  
*Made in Italy*

# GIORGIA

cod. 242



## RIVESTIMENTI / COVERING

---



**PELLE**  
LEATHER



**TESSUTO**  
FABRIC

## CARATTERISTICHE STANDARD / STANDARD FEATURES

---



**CUSCINI**  
A DOPPIA DENSITÀ  
DUAL DENSITY  
CUSHIONS



**CUCITURE PIZZICATA**  
PIZZICATA STITCHING



**103+507**

3 poltrone senza braccio + pouf rettangolare max + 3 poltrone senza braccio (cm 324x324) in tessuto  
3 armchairs armless + footstool rectangular max + 3 armchairs armless (cm 324x324) in fabric

GIORGIA



**103+507**

3 poltrone senza braccio + pouf rettangolare max + 3 poltrone senza braccio (cm 324x324) in tessuto  
3 armchairs armless + footstool rectangular max + 3 armchairs armless (cm 324x324) in fabric

# GIORGIA

cod. 242

**Struttura:** Telaio in legno con cinghiatura di sostegno ad elasticità differenziata, rivestito in poliuretano espanso indeformabile.

**Imbottiture:** Poliuretano indeformabile a doppia densità e ovattato faldato.

**Rivestimento:** In pelle o in tessuto, non sfoderabile.

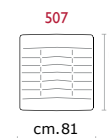
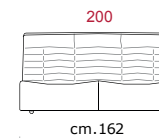
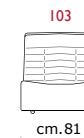
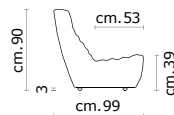
**Piede:** In plastica altezza 3 cm. non a vista.

**Structure:** *Wooden frame fitted with an elasticised webbing suspension, covered with stress resistant undeformable polyurethane foam.*

**Paddings:** *Double density polyurethane foam and padding.*

**Covering:** *In leather or in fabric, not removable.*

**Feet:** *In plastic 3 cm high. "not in sight".*





# TEBE

cod. 648



## RIVESTIMENTI / COVERING



**PELLE**  
LEATHER



**TESSUTO**  
FABRIC

## CARATTERISTICHE STANDARD / STANDARD FEATURES



**CUSCINI  
A DOPPIA DENSITÀ**  
DUAL DENSITY  
CUSHIONS



**POGGIATESTA RECLINABILI  
SU TUTTE LE SEDUTE**  
RECLINING HEADREST  
ON ALL SEATS

## CARATTERISTICHE OPZIONALI / OPTIONAL FEATURES



**CUCITURA PUNTO SELLA**  
PUNTO SELLA STITCHING



**RECLINER ELETTRICO**  
ELECTRIC RECLINER



**195+193+611+191**

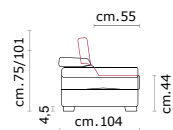
Poltrona max large 1 braccio con recliner elettrico + poltrona max large senza braccio + angolo quadro + poltrona max large un braccio  
(cm 317x234) in tessuto

Armchair max large 1 arm with electric recliner + armchair armless max large + square corner + Armchair max large 1 arm  
(cm 317x234) in fabric

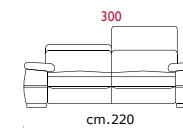
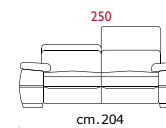
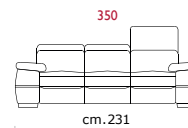
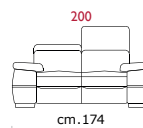
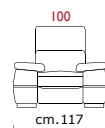
TEBE



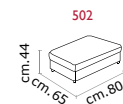
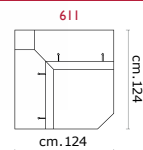
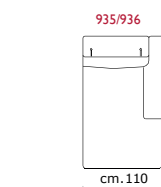
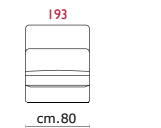
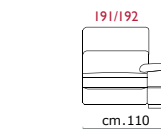
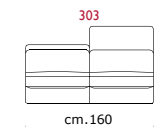
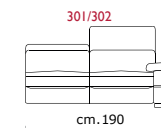
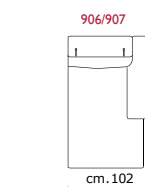
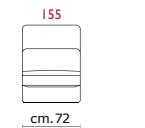
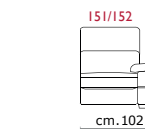
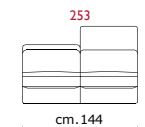
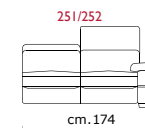
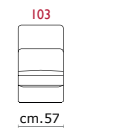
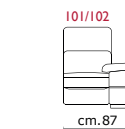
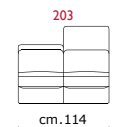
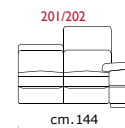
**300**  
3 posti (cm 220) in pelle  
3 seater (cm 220) in leather

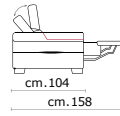


Versione fissa e componibile / Fixed and sectional version



Altre versioni componibili / Other sectional versions





# TEBE

cod. 648

**Struttura:** Telaio in legno con cinghiatura di sostegno ad elasticità differenziata, rivestito in poliuretano espanso indeformabile.

**Imbottiture:** Poliuretano indeformabile a doppia densità e ovattato faldato.

**Rivestimento:** In pelle, o in tessuto non sfoderabile.

**Piede modello Tebe-648:** In plastica altezza 4,5 cm.

**Piede modello Tebe-649:** In legno massello altezza 4,5 cm. in diverse finiture di colore.

**Structure:** Wooden frame fitted with an elasticised webbing suspension, covered with stress resistant undeformable polyurethane foam.

**Paddings:** Double density polyurethane foam and padding.

**Covering:** In leather or fabric, not removable.

**Feet model Tebe-648:** In plastic 4,5 cm high.

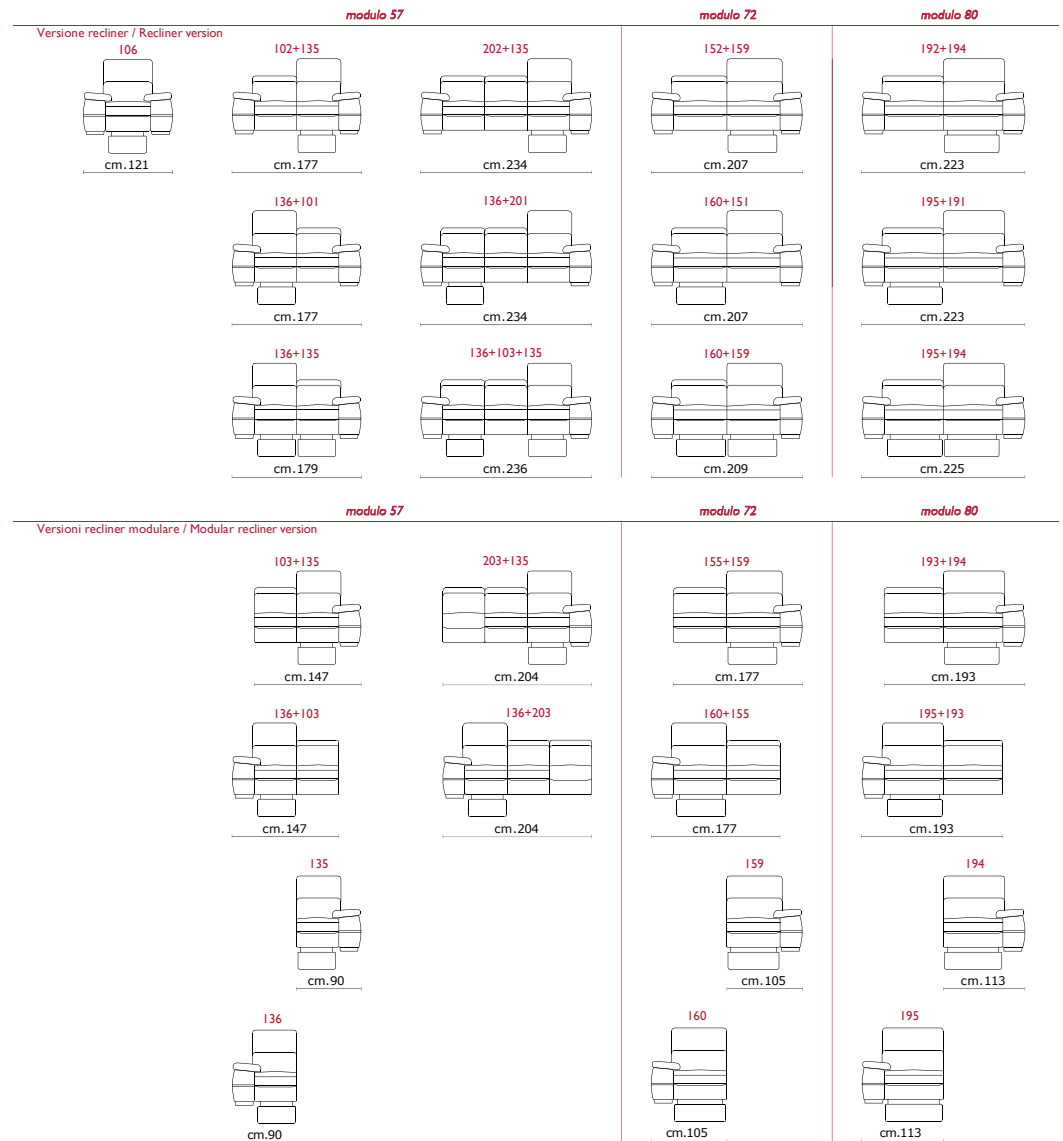
**Feet model Tebe-649:** In solid wood 4,5 cm high. In different finishes.



Tebe 648



Tebe 649



**CASTELLO**  
SOFA  
*Made in Italy*



# LISBONA

cod. 382

## RIVESTIMENTI / COVERING



**PELLE**  
LEATHER



**TESSUTO**  
FABRIC

## CARATTERISTICHE STANDARD / STANDARD FEATURES



**CUCINI**  
A DOPPIA DENSITÀ  
DUAL DENSITY  
CUSHIONS

## CARATTERISTICHE OPZIONALI / OPTIONAL FEATURES



**RECLINER ELETTRICO**  
ELECTRIC RECLINER



**CUCITURA PUNTO SELLA**  
PUNTO SELLA STITCHING





**302+601+183+516**

3 posti 1 braccio + angolo quadro aperto + poltrona maxi senza braccio recliner + pouff terminale contenitore (cm 299x251) in tessuto  
3 seater 1 arm + square corner open + armchair maxi armless recliner + terminal footstool box (cm 299x251) in fabric



# LISBONA

cod. 382

**Struttura:** Telaio in legno con cinghiatura di sostegno ad elasticità differenziata, rivestito in poliuretano espanso indeformabile.

**Imbottiture:** Poliuretano indeformabile a doppia densità e ovattato faldato.

**Rivestimento:** In pelle o in tessuto, non sfoderabile.

**Piede:** In metallo altezza 13 cm colore Titanium Dark.

**Caratteristiche letto:** Meccanismo con apertura sincronizzata mediante ribaltamento della spalliera. Piano letto ortopedico con rete elettrosaldata e cinghie elastiche sulla seduta. Materasso in poliuretano altezza 12 cm, misura utile per dormire 195 cm. Larghezza variabile a seconda della versione. Durante il ribaltamento, cuscini di seduta e schienale agganciati alla rete letto.

**Caratteristiche:** Poggiatesta con movimento su tutte le sedute con spalliera

**Structure:** Wooden frame fitted with an elasticised webbing suspension, covered with stress resistant undeformable polyurethane foam.

**Paddings:** Double density polyurethane foam and padding.

**Covering:** In leather or fabric, not removable.

**Feet:** In metal 13 cm high Titanium Dark color.

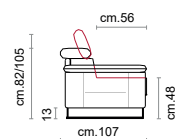
**Bed features:** Mechanism featuring synchronized tipping back opening. Electro-welded mesh orthopaedic bed with elastic belle on the seat. Mattress in polyurethane 12 cm. high. Sleeping dimensions 195 cm. Seat and back cushions attached to the bed mechanism during the opening, which can change according to the version.

**Features:** Headrest with adjustable movement on all versions with back.

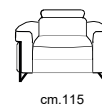
## 317+601+155+516

3 posti 1 braccio letto + angolo quadro aperto + poltrona maxi senza braccio + pouff terminale contenitore (cm 299x251) in tessuto  
3 seater 1 arm bed + square corner open + armchair maxi armless + terminal footstool box (cm 299x251) in fabric

### modulo 71

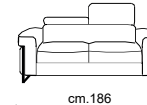


100



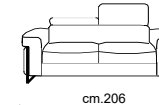
### modulo 81

250



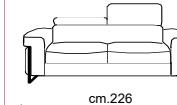
### modulo 91

300

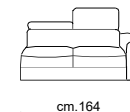


### modulo 91

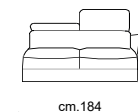
350



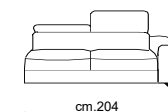
251/252



301/302



351/352



101/102



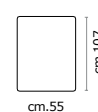
151/152



191/192



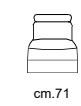
502



508



103



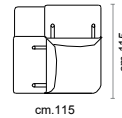
155



193



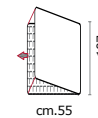
601



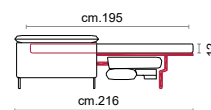
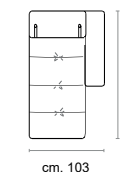
510/511



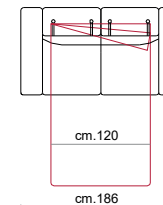
516/517



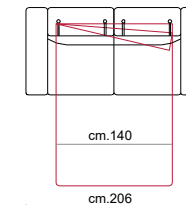
906/907



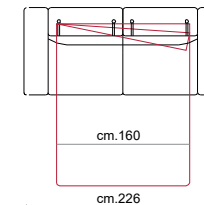
270



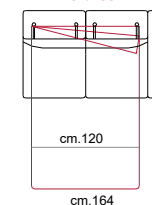
320



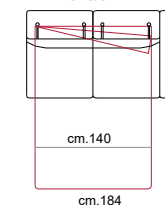
371



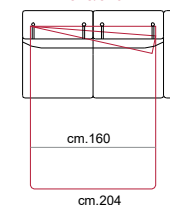
257/258



316/317



375/376



# LISBONA

cod. 382

**Struttura:** Telaio in legno con cinghiatura di sostegno ad elasticità differenziata, rivestito in poliuretano espanso indeformabile.

**Imbottiture:** Poliuretano indeformabile a doppia densità e ovattato faldato.

**Rivestimento:** In pelle o in tessuto, non sfoderabile.

**Piede:** In metallo altezza 13 cm colore Titanium Dark.

**Caratteristiche letto:** Meccanismo con apertura sincronizzata mediante ribaltamento della spalliera. Piano letto ortopedico con rete elettrosaldata e cinghie elastiche sulla seduta. Materasso in poliuretano altezza 12 cm, misura utile per dormire 195 cm. Larghezza variabile a seconda della versione. Durante il ribaltamento, cuscini di seduta e schienale agganciati alla rete letto.

**Caratteristiche:** Poggiatesta con movimento su tutte le sedute con spalliera

**Structure:** Wooden frame fitted with an elasticised webbing suspension, covered with stress resistant undeformable polyurethane foam.

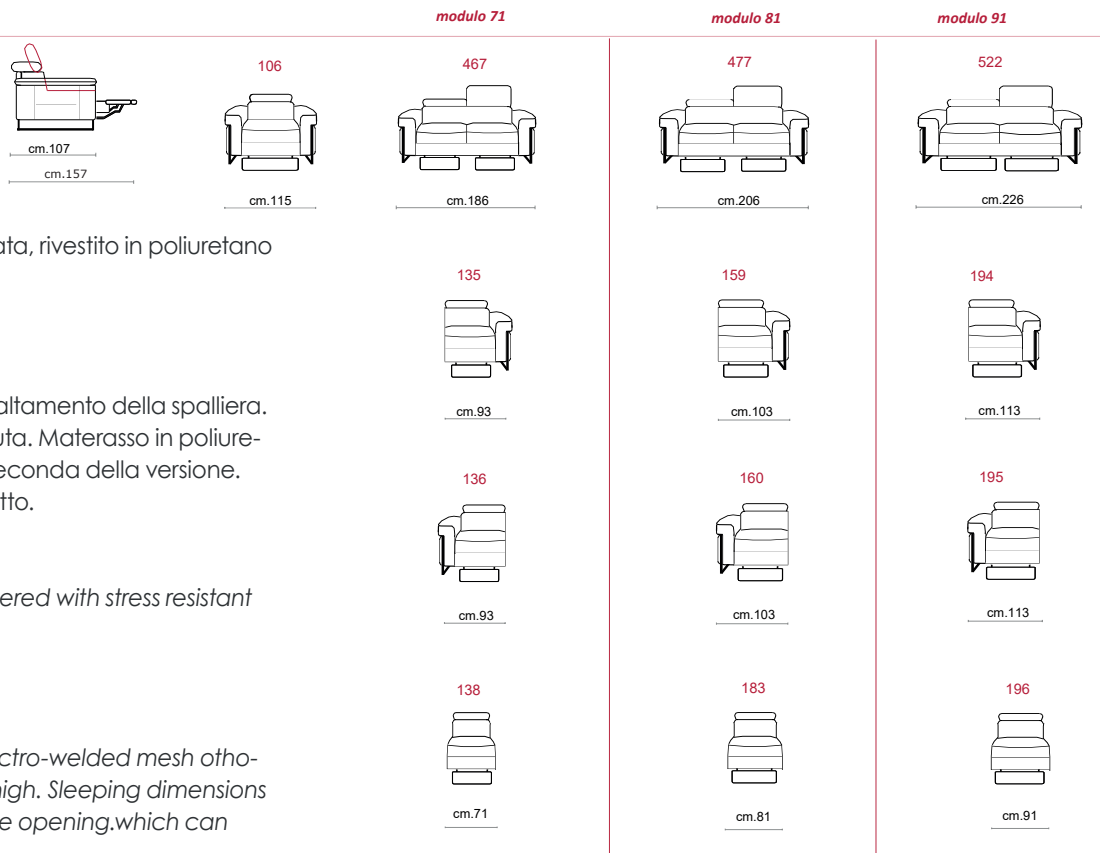
**Paddings:** Double density polyurethane foam and padding.

**Covering:** In leather or fabric, not removable.

**Feet:** In metal 13 cm high Titanium Dark color.

**Bed features:** Mechanism featuring synchronized tipping back opening. Electro-welded mesh orthopaedic bed with elastic belle on the seat. Mattress in polyurethane 12 cm. high. Sleeping dimensions 195 cm. Seat and back cushions attached to the bed mechanism during the opening, which can change according to the version.

**Features:** Headrest with adjustable movement on all versions with back.



## 302+601+155+516

3 posti 1 braccio + angolo quadro aperto + poltrona maxi senza braccio + pouff terminale contenitore (cm 299x251) in tessuto

3 seater 1 arm + square corner open + armchair maxi armless + terminal footstool box (cm 299x251) in fabric



**CASTELLO**  
SOFA  
*Made in Italy*

# CAGLIARI

cod. 218



## RIVESTIMENTI / COVERING

---



**PELLE**  
LEATHER



**TESSUTO**  
FABRIC

## CARATTERISTICHE STANDARD / STANDARD FEATURES

---



**CUSCINI**  
A DOPPIA DENSITÀ  
DUAL DENSITY  
CUSHIONS

## CARATTERISTICHE OPZIONALI / OPTIONAL FEATURES

---



**RECLINER ELETTRICO**  
ELECTRIC RECLINER



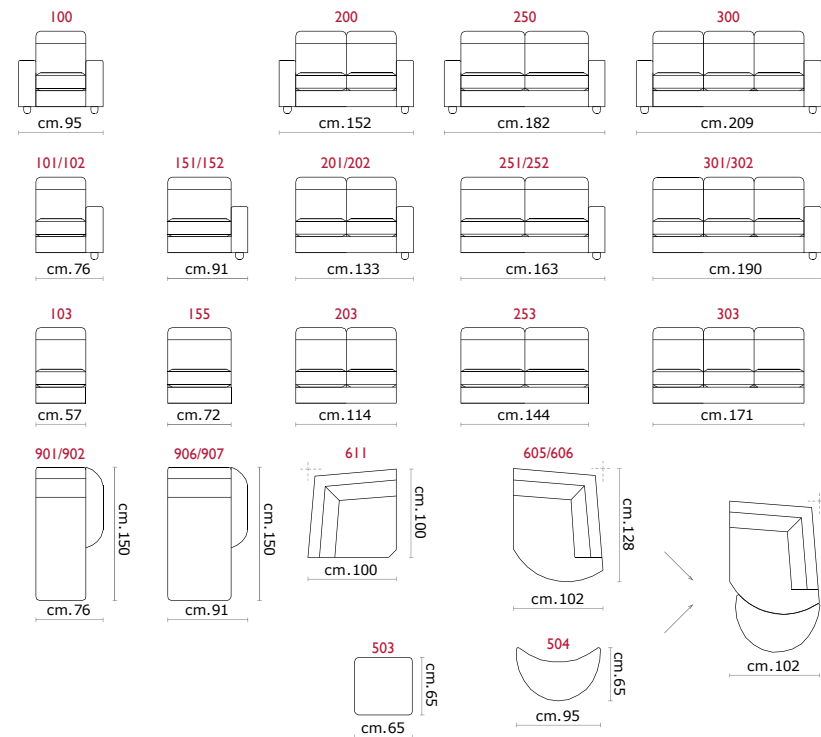
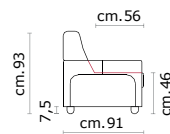
**606+504+251**

Angolo terminale tondo + 2 posti maxi 1braccio + pouf semiluna (cm 265x178) in pelle  
Round terminal corner + 2 seater maxi 1arm + half moon footstool (cm 265x178) in leather

CAGLIARI



**CASTELLO**  
SOFA  
*Made in Italy*



**606+471+504**

angolo terminale tondo + 2 posti maxi 1 braccio con recliner elettrico + pouf semiluna (cm 266x178) in pelle  
round terminal corner + 2 seater maxi 1 arm with electric recliner + half moon footstool (cm 266x178) in leather

# CAGLIARI

cod. 218

**Struttura:** Telaio in legno con cinghiatura di sostegno ad elasticità differenziata, rivestito in poliuretano espanso indeformabile.

**Imbottiture:** Poliuretano indeformabile a doppia densità e ovattato faldato.

**Rivestimento:** In pelle, in tessuto non sfoderabile.

**Piede:** In plastica color legno altezza 7,5 cm.

**Caratteristiche:** Recliner elettrico a comando con il nuovo sistema "Touch".

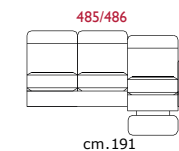
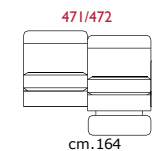
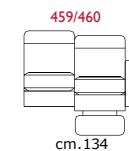
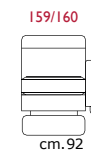
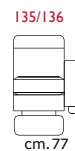
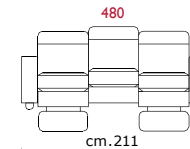
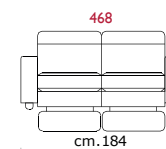
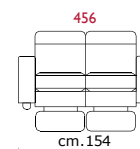
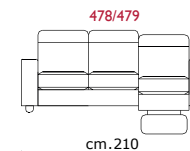
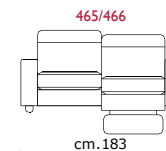
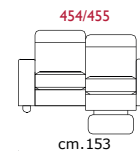
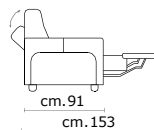
**Structure:** Wooden frame fitted with an elasticised webbing suspensions covered with stress resistant undeformable polyurethane foam.

**Paddings:** Double density polyurethane foam and padding.

**Covering:** In leather or in fabric, not removable.

**Feet:** In plastic 7,5 cm high tinted with wengé finish.

**Features:** Electric recliner with a new "touch" operating button system.



**CASTELLO**  
SOFA  
*Made in Italy*

# LECCE

cod. 234

## RIVESTIMENTI / COVERING

---



**PELLE**  
LEATHER



**TESSUTO**  
FABRIC

## CARATTERISTICHE STANDARD / STANDARD FEATURES

---



**CUSCINI**  
**A DOPPIA DENSITÀ**  
DUAL DENSITY  
CUSHIONS

## CARATTERISTICHE OPZIONALI / OPTIONAL FEATURES

---



**RECLINER ELETTRICO**  
ELECTRIC RECLINER





**300**  
3 posti (cm 206) in tessuto  
3 seater (cm 206) in fabric

LECCCE

**CASTELLO**  
SOFA  
*Made in Italy*



**478**

3 posti 1recliner elettrico dx (cm 206) in tessuto  
3 seater 1rhf electric recliner(cm 206) in fabric



# LECCE

cod. 234

**Struttura:** Telaio in legno con cinghiatura di sostegno ad elasticità differenziata, rivestito in poliuretano espanso indeformabile.

**Imbottiture:** Poliuretano indeformabile a doppia densità e ovattato faldato. Schienale in fibra di poliestere a fiocchi trattato con silicone.

**Rivestimento:** In pelle, o in tessuto non sfoderabile.

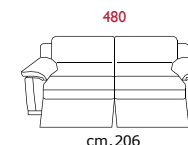
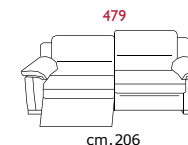
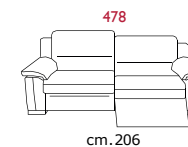
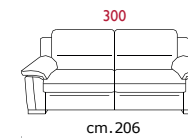
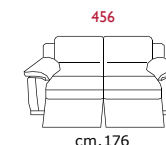
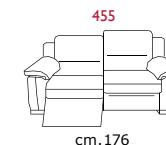
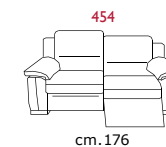
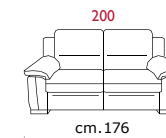
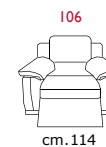
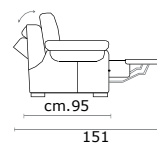
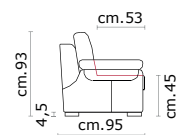
**Piede:** In legno altezza 4,5 cm.

**Structure:** Wooden frame fitted with an elasticised webbing suspension, covered with stress resistant undeformable polyurethane foam.

**Paddings:** Double density polyurethane foam and padding. Back cushions in fibre fillings.

**Covering:** In leather or fabric, not removable.

**Feet:** In solid wood 4,5 cm high.







  
**CASTELLO**  

---

**SOFA**  
*Made in Italy*

**CASTELLO**  
SOFA  
*Made in Italy*

# FELIX

cod. 223

RIVESTIMENTI / COVERING

---



**PELLE**  
LEATHER





**350**  
3 posti max (cm 248) in pelle  
3 seater max (cm 248) in leather

FFLIX



**CASTELLO**  
SOFA  
*Made in Italy*



**350**

3 posti maxi (cm 248) in pelle + 2cuscini C13-801 + 1cuscino C13-832

3 seater maxi (cm 248) in leather + 2cushions C13-801 + 1cushion C13-832

# FELIX

cod. 223

**Struttura:** Telaio in legno con cinghiatura di sostegno ad elasticità differenziata, rivestito in poliuretano espanso indeformabile.

**Imbottiture:** Poliuretano indeformabile a doppia densità e ovattato faldato.

**Rivestimento:** In pelle, non sfoderabile.

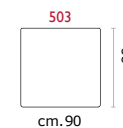
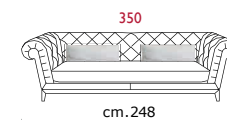
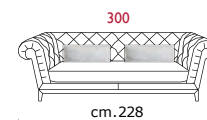
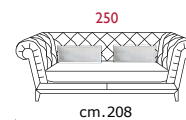
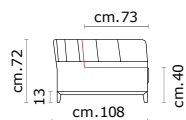
**Piede:** Base in legno altezza 13 cm.

**Structure:** Wooden frame fitted with an elasticised webbing suspension, covered with stress resistant undeformable polyurethane foam.

**Paddings:** Double density polyurethane foam and padding.

**Covering:** In leather, not removable.

**Feet:** Solid wood base 13 cm high.



**CASTELLO**  
SOFA  
*Made in Italy*

# PERUGIA

cod. 200

## RIVESTIMENTI / COVERING

---



**PELLE**  
LEATHER

## CARATTERISTICHE STANDARD / STANDARD FEATURES

---



**CUSCINI**  
**A DOPPIA DENSITÀ**  
DUAL DENSITY  
CUSHIONS





**300**  
3 posti (cm 224) in pelle  
3 seater (cm 224) in leather

PERUGIA



**CASTELLO**  
SOFA  
*Made in Italy*



**200+300**

2 posti + 3 posti (cm 174 + cm 224) in pelle

2 seater + 3 seater (cm 174 + cm 224) in leather



# PERUGIA

cod. 200

**Struttura:** Telaio in legno con cinghiatura di sostegno ad elasticità differenziata, rivestito in poliuretano espanso indeformabile.

**Imbottiture:** Poliuretano indeformabile a doppia densità e ovattato faldato.

**Caratteristiche:** Cuscini di seduta removibili.

**Rivestimento:** In pelle.

**Piedi:** In legno altezza cm. 6, tinteggiati con diverse finiture.

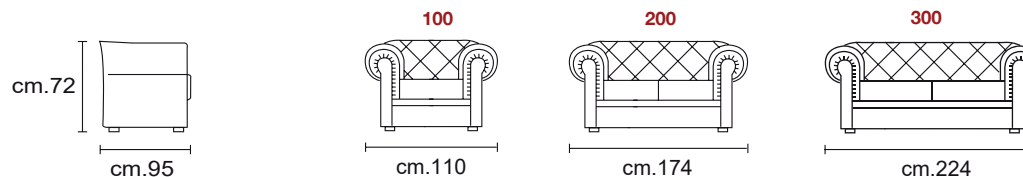
**Structure:** Wooden frame fitted with an elasticised webbing suspension, covered with stress resistant undeformable polyurethane foam.

**Paddings:** Double density polyurethane foam and padding.

**Features:** Seat cushions are removable.

**Covering:** In leather.

**Feet:** In solid wood 6 cm high, in different finishes.



**CASTELLO**  
SOFA  
*Made in Italy*



# SIENA

cod. 825

## RIVESTIMENTI / COVERING

---



**PELLE**  
LEATHER

## CARATTERISTICHE STANDARD / STANDARD FEATURES

---



**CUSCINI**  
**A DOPPIA DENSITÀ**  
DUAL DENSITY  
CUSHIONS



**300**  
3 posti (cm 220) in pelle  
3 seater (cm 220) in leather

SIENA

**CASTELLO**  
SOFA  
*Made in Italy*



**300+200**

3 posti + 2 posti (cm 220 + cm 168) in pelle

3 seater + 2 seater (cm 220 + cm 168) in leather

# SIENA

cod. 825

**Struttura:** Telaio in legno con cinghiatura di sostegno ad elasticità differenziata, rivestito in poliuretano espanso indeformabile.

**Imbottiture:** Poliuretano indeformabile a doppia densità e ovattato faldato. Schienali in fibra di poliestere trattato con silicone.

**Rivestimento:** In pelle.

**Piede:** In legno massello tinteggiato in diverse finiture di colore, altezza 5 cm.

**Meccanismo letto:** Ortopedica elettrosaldata, con sistema di apertura a sollevamento frontale. Realizzata in acciaio e verniciata con polveri epossidiche di colore grigio metallizzato.

**Materasso:** In poliuretano altezza 12 cm. Misura utile per dormire 180 cm (materasso da 165 cm con reggi-guanciale estraibile da 15 cm). Larghezza variabile a seconda della versione.

**A richiesta:** Decoro con borchie bronzate.

**Structure:** Wooden frame fitted with an elasticised webbing suspension, covered with stress resistant undeformable polyurethane foam.

**Paddings:** Double density polyurethane foam and padding. Back cushions in fibre filling.

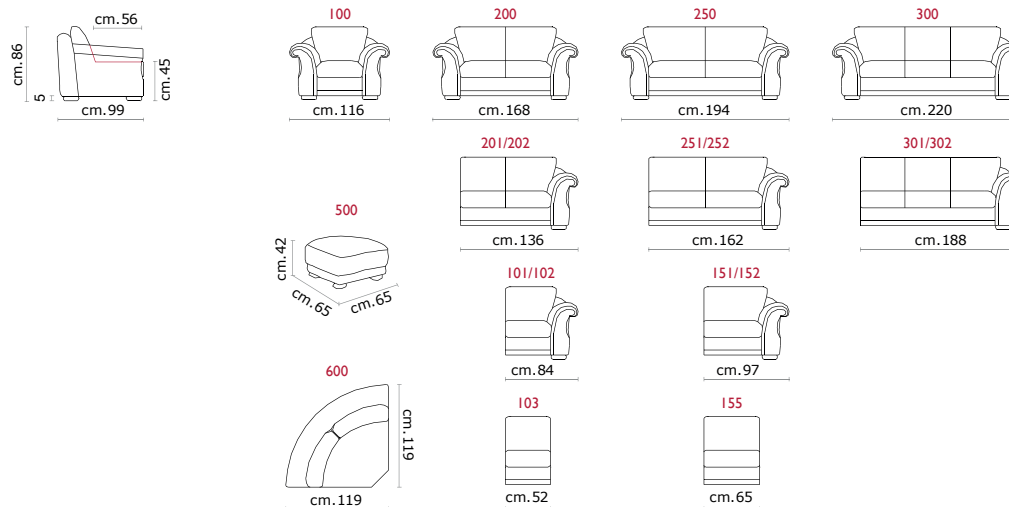
**Covering:** In leather.

**Feet:** In solid wood 5 cm high in different finishings.

**Bed mechanism:** Orthopaedic electro-welded mesh, with lifting opening system. Made of steel and coated with epoxy metal grey colour.

**Mattress:** In polyurethane 12 cm high. Sleeping dimensions 180 cm (mattress length cm 165 + pillow support cm 15) which can change according to the version.

**Upon request:** Decoration with bronzed studs.





**CASTELLO**  
SOFA  
*Made in Italy*

# KENZO

cod. 109

## RIVESTIMENTI / COVERING

---



**PELLE**  
LEATHER

## CARATTERISTICHE STANDARD / STANDARD FEATURES

---



**CUSCINI  
A DOPPIA DENSITÀ**  
DUAL DENSITY  
CUSHIONS

## CARATTERISTICHE OPZIONALI / OPTIONAL FEATURES

---



**PIEDI IN PELLE**  
LEATHER  
UPHOLSTERED FEET





**300**  
3 posti (cm 228) in pelle  
3 seater (cm 228) in leather

KENZO

**CASTELLO**  
SOFA  
*Made in Italy*



**300+200**

3 posti + 2 posti (cm 228 + cm 176) in pelle

3 seater + 2 seater (cm 228 + cm 176) in leather

# KENZO

cod. 109

**Struttura:** Telaio in legno con cinghiatura di sostegno ad elasticità differenziata, rivestito in poliuretano espanso indeformabile.

**Imbottiture:** Poliuretano indeformabile a doppia densità e ovattato faldato.

**Rivestimento:** In pelle.

**Piedi:** In legno massello tinteggiato in diverse finiture di colore, altezza 6 cm.

**Su richiesta:** piedi rivestiti in pelle.

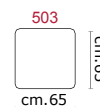
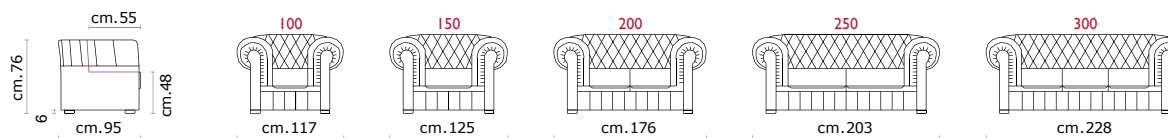
**Structure:** Wooden frame fitted with an elasticised webbing suspension, covered with stress resistant undeformable polyurethane foam.

**Paddings:** Double density polyurethane foam and padding.

**Covering:** In leather.

**Feet:** In solid wood 6 cm high in different finishes.

**Upon request:** leather upholstered feet.



**CASTELLO**  
SOFA  
*Made in Italy*

# MADRID

cod. 850

## RIVESTIMENTI / COVERING

---



**PELLE**  
LEATHER

## CARATTERISTICHE STANDARD / STANDARD FEATURES

---



**CUSCINI**  
**A DOPPIA DENSITÀ**  
DUAL DENSITY  
CUSHIONS







**300**  
3 posti (cm 246) in pelle  
3 seater (cm 246) in leather

MADRID



**252+602**

2 posti maxi 1braccio + angolo terminale (cm 278x228) in pelle  
2 seater maxi 1 arm + terminal corner (cm 278x228) in leather

# MADRID

cod. 850

**Struttura:** Telaio in legno con cinghiatura di sostegno ad elasticità differenziata, rivestito in poliuretano espanso indeformabile.

**Imbottiture:** Poliuretano indeformabile a doppia densità e ovattato faldato.

**Rivestimento:** In pelle non sfoderabile.

**Piede:** Piede in metallo altezza 13,5 cm, in finitura lucida.

**Caratteristiche:** Il modello è dotato di bordino a colore di contrasto (come da foto). Su richiesta può essere realizzato nello stesso colore del rivestimento.

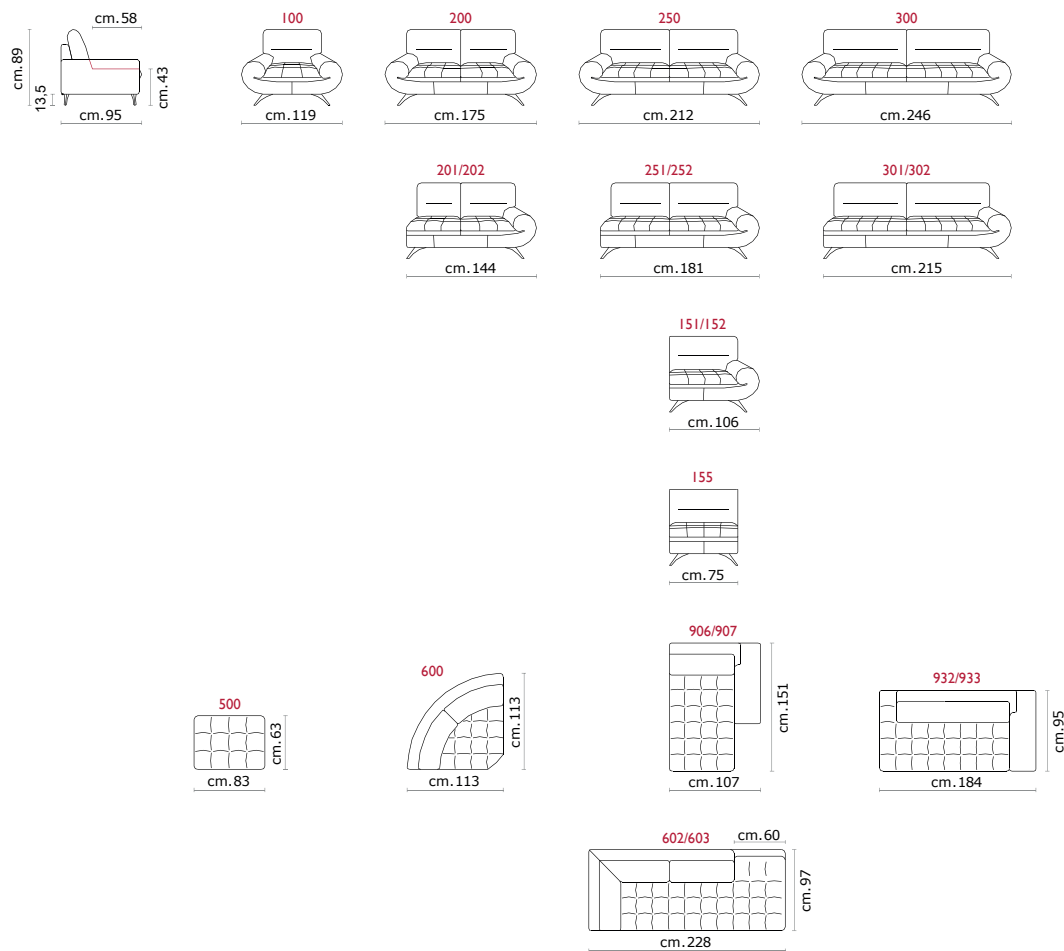
**Structure:** Wooden frame fitted with an elasticised webbing suspension, covered with stress resistant undeformable polyurethane foam.

**Paddings:** Double density polyurethane foam and padding.

**Covering:** In leather not removable.

**Feet:** In metal 13,5 cm high, with polish chrome finishing.

**Features:** This model is provided with contrast piping (as per photo), and upon request it can be in the same color as the covering.



**CASTELLO**  
SOFA  
*Made in Italy*

# ALBA

cod. 421



## RIVESTIMENTI / COVERING

---



**PELLE**  
LEATHER



**TESSUTO**  
FABRIC

## CARATTERISTICHE STANDARD / STANDARD FEATURES

---



**CUSCINI**  
A DOPPIA DENSITÀ  
DUAL DENSITY  
CUSHIONS



**POGGIATESTA RECLINABILI**  
SU TUTTE LE SEDUTE  
RECLINING HEADREST  
ON ALL SEATS

## CARATTERISTICHE OPZIONALI / OPTIONAL FEATURES

---



**RECLINER ELETTRICO**  
ELECTRIC RECLINER



**195+191**

poltrona maxi large 1 braccio recliner elettrico + poltrona maxi large 1 braccio (cm 224) in pelle  
armchair maxi large 1 arm electric recliner + armchair maxi large 1 arm (cm 224) in leather

ALBA



**CASTELLO**  
SOFA  
*Made in Italy*

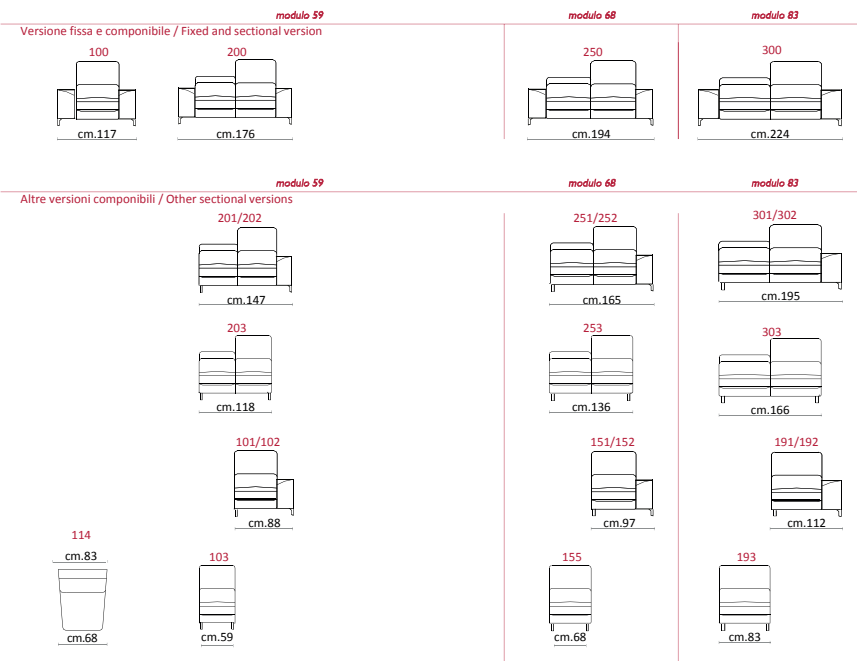
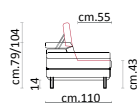


**195+114+114+194**

poltrona maxi large 1 braccio recliner elettrico + n.2 poltrone trapezio + poltrona maxi large 1 braccio recliner elettrico (cm 390) in pelle  
armchair maxi large 1 arm electric recliner + n.2 trapezoidal armchairs + armchair maxi large 1 arm electric recliner (cm 390) in leather

# ALBA

cod. 421



**Struttura:** Telaio in legno con cinghiatura di sostegno ad elasticità differenziata, rivestito in poliuretano espanso indeformabile.

**Imbottiture:** Poliuretano indeformabile a doppia densità e ovattato faldato.

**Rivestimento:** In pelle, o in tessuto non sfoderabile.

**Caratteristiche:** Poggiatesta con movimento su tutte le sedute con spalliera.

**Piede:** In metallo altezza 14 cm.

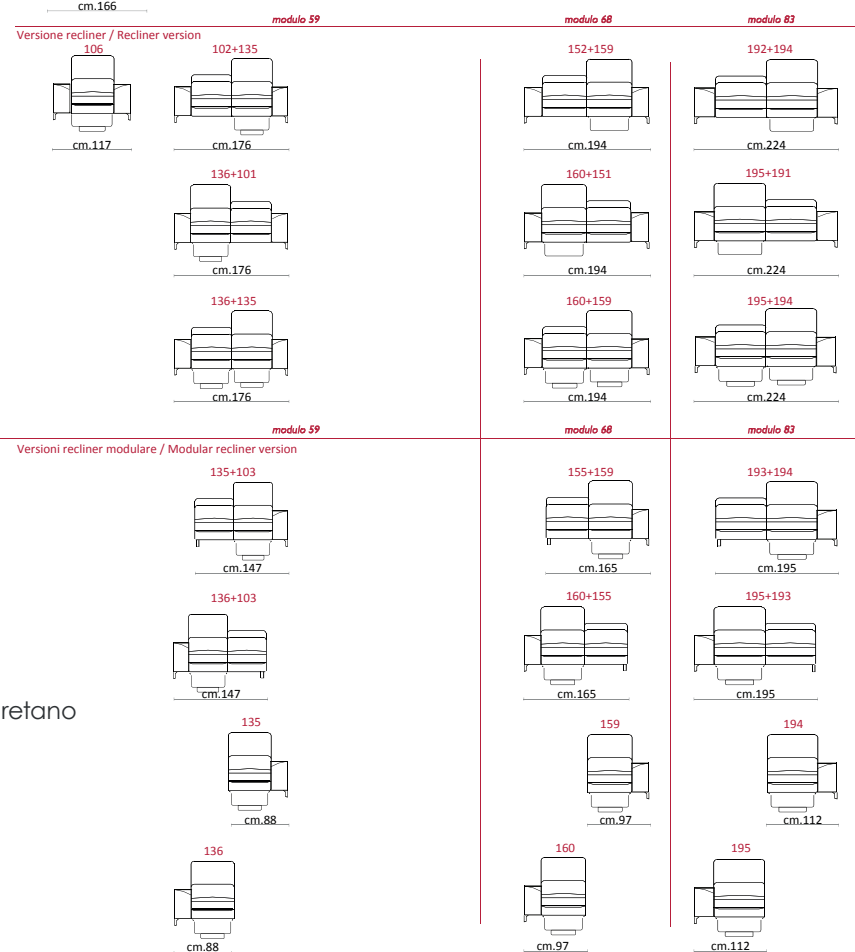
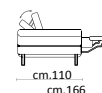
**Structure:** Wooden frame fitted with an elasticised webbing suspension, covered with stress resistant undeformable polyurethane foam.

**Paddings:** Double density polyurethane foam and padding.

**Features:** Headrest with adjustable movement on all versions with back.

**Covering:** In leather or fabric, not removable.

**Feet:** In metal 14 cm high.



**CASTELLO**  
SOFA  
*Made in Italy*



# BELLUNO

cod. 700

## RIVESTIMENTI / COVERING

---



**PELLE**  
LEATHER



**TESSUTO**  
FABRIC

## CARATTERISTICHE STANDARD / STANDARD FEATURES

---



**CUSCINI  
A DOPPIA DENSITÀ**  
DUAL DENSITY  
CUSHIONS



**POGGIATESTA RECLINABILI  
SU TUTTE LE SEDUTE**  
RECLINING HEADREST  
ON ALL SEATS

## CARATTERISTICHE OPZIONALI / OPTIONAL FEATURES

---



**RECLINER ELETTRICO**  
ELECTRIC RECLINER



**192+193+194**

poltrona maxi large 1 braccio + poltrona maxi large senza bracci +  
poltrona maxi large 1 braccio recliner elettrico (cm 305) in pelle  
*armchair maxi large 1 arm + armchair maxi large armless + armchair  
maxi large 1 arm electric recliner (cm 305) in leather*



**350**

3 posti maxi (cm 220) in pelle  
*3 seater maxi (cm 220) in leather*

BELLUNO

**CASTELLO**  
SOFA  
*Made in Italy*



**195+193+191**

poltrona maxi large 1 braccio recliner elettrico + poltrona maxi large senza bracci + poltrona maxi large 1 braccio (cm 305) in pelle  
armchair maxi large 1 arm electric recliner + armchair maxi large armless + armchair maxi large 1 arm (cm 305) in leather



# BELLUNO

cod. 700

**Struttura:** Telaio in legno con cinghiatura di sostegno ad elasticità differenziata, rivestito in poliuretano espanso indeformabile.

**Imbottiture:** Poliuretano indeformabile a doppia densità e ovattato faldato.

**Caratteristiche:** Poggiatesta con movimento su tutte le sedute con spalliera.

**Rivestimento:** In pelle, o in tessuto non sfoderabile.

**Piede:** In metallo altezza 12,5 cm.

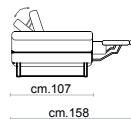
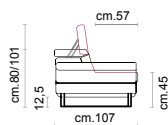
**Structure:** Wooden frame fitted with an elasticised webbing suspension, covered with stress resistant undeformable polyurethane foam.

**Paddings:** Double density polyurethane foam and padding.

**Features:** Headrest with adjustable movement on all versions with back.

**Covering:** In leather or fabric, not removable.

**Feet:** In metal 12,5 cm high.



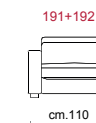
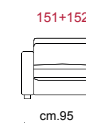
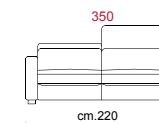
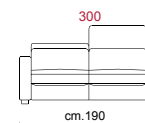
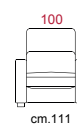


modulo 59

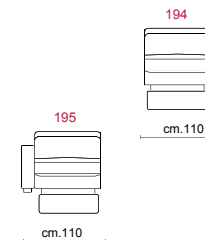
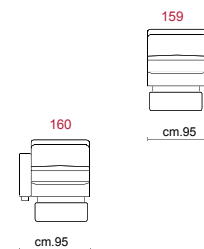
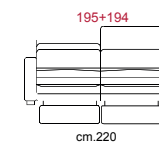
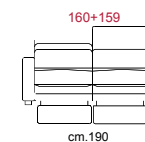
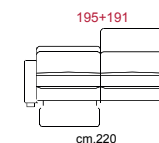
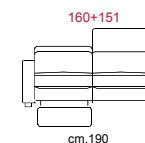
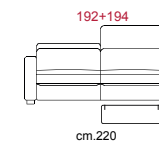
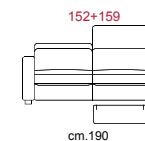
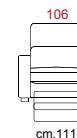
modulo 68

modulo 83

Versione fissa e componibile / Fixed version



Versioni recliner modulare / Modular recliner version



**CASTELLO**  
SOFA  
*Made in Italy*



# BARNI

cod. 701

## RIVESTIMENTI / COVERING

---



**PELLE**  
LEATHER



**TESSUTO**  
FABRIC

## CARATTERISTICHE STANDARD / STANDARD FEATURES

---



**CUSCINI  
A DOPPIA DENSITÀ**  
DUAL DENSITY  
CUSHIONS

## CARATTERISTICHE OPZIONALI / OPTIONAL FEATURES

---



**POGGIATESTA  
REMOVIBILE**  
REMOVABLE  
HEADREST



**152+155+151**

Poltrona maxi 1 braccio + poltrona maxi senza bracci + Poltrona maxi 1 braccio (cm 275) in pelle  
Armchair maxi 1 arm + armchair maxi armless + Armchair maxi 1 arm (cm 275) in leather



**151+152**

Poltrona maxi 1 braccio + Poltrona maxi 1 braccio (cm 190) in pelle  
Armchair maxi 1 arm + Armchair maxi 1 arm (cm 190) in leather

BARNI

**CASTELLO**  
SOFA  
*Made in Italy*



**129+114+128**

*Poltrona trapezio 1 braccio + poltrona trapezio senza bracci + poltrona trapezio 1 braccio (cm 313 x 113) in pelle*  
*Trapezoidal armchair 1 arm + trapezoidal armchair armless + trapezoidal armchair 1 arm (cm 313 x 113) in leather*

# BARNI

cod. 701

**Struttura:** Telaio in legno con cinghiatura di sostegno ad elasticità differenziata, rivestito in poliuretano espanso indeformabile.

**Imbottiture:** Poliuretano indeformabile a doppia densità e ovattato faldato.

**Rivestimento:** In pelle, o in tessuto non sfoderabile.

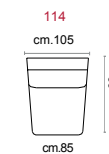
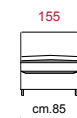
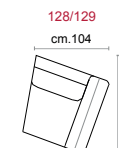
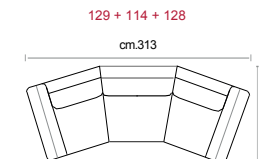
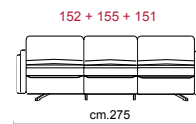
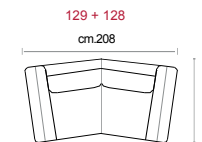
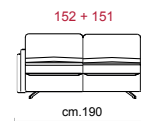
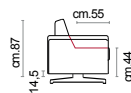
**Piede:** In metallo altezza 14,5 cm.

**Structure:** Wooden frame fitted with an elasticised webbing suspension, covered with stress resistant undeformable polyurethane foam.

**Paddings:** Double density polyurethane foam and padding.

**Covering:** In leather or fabric, not removable.

**Feet:** In metal 14,5 cm high.





**CASTELLO**  
SOFA  
*Made in Italy*

# BARCELONA

cod. 851

## RIVESTIMENTI / COVERING

---



**PELLE**  
LEATHER

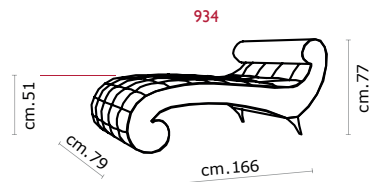
## CARATTERISTICHE STANDARD / STANDARD FEATURES

---



**CUSCINI  
A DOPPIA DENSITÀ**  
DUAL DENSITY  
CUSHIONS





**Struttura:** Telaio in legno con cinghiatura di sostegno ad elasticità differenziata, rivestito in poliuretano espanso indeformabile.

**Imbottiture:** Poliuretano indeformabile a doppia densità e ovattato faldato.

**Rivestimento:** In pelle.

**Piede:** Piede in metallo altezza 13,5 cm, in finitura lucida.

**Caratteristiche:** Il modello è dotato di bordino a colore di contrasto (come da foto). Su richiesta può essere realizzato nello stesso colore del rivestimento.

**Structure:** Wooden frame fitted with an elasticised webbing suspension, covered with stress resistant undeformable polyurethane foam.

**Paddings:** Double density polyurethane foam and padding.

**Covering:** In leather, not removable.

**Feet:** In metal 13,5 cm high, with polish chrome finishing.

**Features:** This model is provided with contrast piping (as per photo), and upon request in can be in the same colour as the covering.



**934**  
dormeuse (cm 166) in pelle  
dormeuse (cm 166) in leather

BARCELLONA

**CASTELLO**  
SOFA  
*Made in Italy*

# NELSON

cod. 124



## RIVESTIMENTI / COVERING

---



**PELLE**  
LEATHER

## CARATTERISTICHE STANDARD / STANDARD FEATURES

---



**CUSCINI**  
**A DOPPIA DENSITÀ**  
DUAL DENSITY  
CUSHIONS



**109**  
Poltrona (cm 90) in pelle  
Armchair (cm 90) in leather

NELSON



**109**  
Poltrona (cm 90) in pelle  
Armchair (cm 90) in leather



# NELSON

cod. 124

**Struttura:** Telaio in legno con cinghiatura di sostegno ad elasticità differenziata, rivestito in poliuretano espanso indeformabile.

**Imbottiture:** Poliuretano indeformabile a doppia densità e ovattato faldato.

**Rivestimento:** In pelle.

**Piede:** In legno massello in varie finiture di colore, altezza 15 cm.

**Caratteristiche:** Cuscino di seduta removibile.

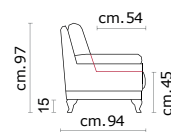
**Structure:** Wooden frame fitted with an elasticised webbing suspension, covered with stress resistant undeformable polyurethane foam.

**Paddings:** Double density polyurethane foam and padding.

**Covering:** In leather.

**Feet:** In solid wood 15 cm high in different finishings.

**Features:** Seat cushion is removable.





**CASTELLO**  
SOFA  
*Made in Italy*

# SANTIAGO

cod. 130

## RIVESTIMENTI / COVERING

---



**PELLE**  
LEATHER

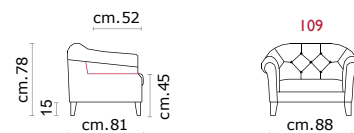
## CARATTERISTICHE STANDARD / STANDARD FEATURES

---



**CUSCINI**  
**A DOPPIA DENSITÀ**  
DUAL DENSITY  
CUSHIONS





**109**  
Poltrona (cm 88) in pelle  
Armchair (cm 88) in leather

**Struttura:** Telaio in legno con cinghiatura di sostegno ad elasticità differenziata, rivestito in poliuretano espanso indeformabile.

**Imbottiture:** Poliuretano indeformabile a doppia densità e ovattato faldato.

**Rivestimento:** In pelle.

**Piede:** In legno massello in varie finiture di colore, altezza 15 cm.

**Caratteristiche:** Cuscino di seduta removibile.

**Structure:** Wooden frame fitted with an elasticised webbing suspension, covered with stress resistant undeformable polyurethane foam.

**Paddings:** Double density polyurethane foam and padding.

**Covering:** In leather.

**Feet:** In solid wood 15 cm high in different finishings.

**Features:** Seat cushion is removable.

SANTIAGO

**CASTELLO**  
SOFA  
*Made in Italy*

# MATERA

cod. 108



## RIVESTIMENTI / COVERING

---



**PELLE**  
LEATHER

## CARATTERISTICHE STANDARD / STANDARD FEATURES

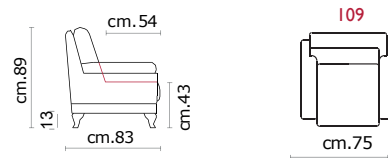
---



**CUSCINI**  
A DOPPIA DENSITÀ  
DUAL DENSITY  
CUSHIONS



**109**  
Poltrona (cm 75) in pelle  
Armchair (cm 75) in leather



**Struttura:** Telaio in legno con cinghiatura di sostegno ad elasticità differenziata, rivestito in poliuretano espanso indeformabile.

**Imbottiture:** Poliuretano indeformabile a doppia densità e ovattato faldato.

**Rivestimento:** In pelle.

**Piede:** In legno massello , altezza 13 cm.

**Caratteristiche:** Cuscino di seduta removibile.

**Structure:** *Wooden frame fitted with an elasticised webbing suspension, covered with stress resistant undeformable polyurethane foam.*

**Paddings:** *Double density polyurethane foam and padding.*

**Covering:** *In leather.*

**Feet:** *In solid wood 13 cm high .*

**Features:** *Seat cushion is removable.*

MATERA

**CASTELLO**  
SOFA  
*Made in Italy*

# TERAMO

cod. 219

## RIVESTIMENTI / COVERING

---



**PELLE**  
LEATHER



**TESSUTO**  
FABRIC

## CARATTERISTICHE STANDARD / STANDARD FEATURES

---



**CUSCINI**  
**A DOPPIA DENSITÀ**  
DUAL DENSITY  
CUSHIONS

## CARATTERISTICHE OPZIONALI / OPTIONAL FEATURES

---



**RECLINER ELETTRICO**  
ELECTRIC RECLINER





**106**

Poltrona con reclinatore elettrico (cm 97) in pelle  
Armchair electric recliner (cm 97) in leather

TERAMO



**CASTELLO**  
SOFA  
*Made in Italy*



**106**

Poltrona con reclinatore elettrico (cm 97) in pelle  
Armchair electric recliner (cm 97) in leather

# TERAMO

cod. 219

**Struttura:** Telaio in legno con cinghiatura di sostegno ad elasticità differenziata, rivestito in poliuretano espanso indeformabile.

**Imbottiture:** Poliuretano indeformabile a doppia densità e ovattato faldato.

**Rivestimento:** In pelle, o in tessuto non sfoderabile.

**Piede:** In legno massello altezza 4 cm. Tinteggiato in diverse finiture di colore, con inserto cromato lucido.

**Caratteristiche:** Recliner elettrico a comando con il nuovo sistema "Touch".

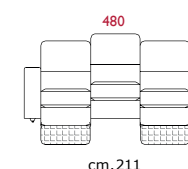
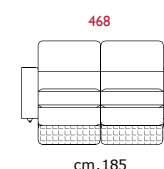
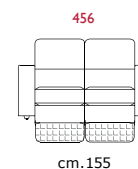
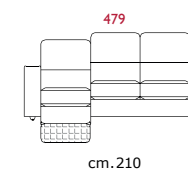
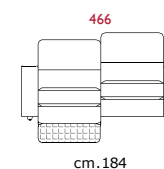
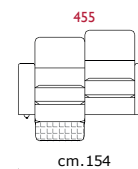
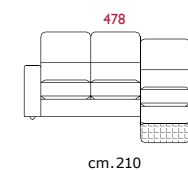
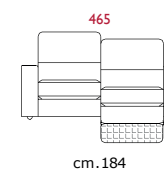
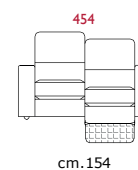
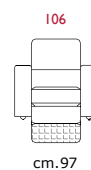
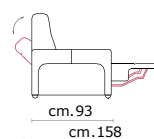
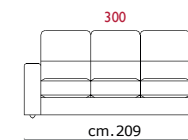
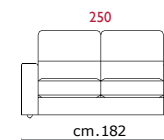
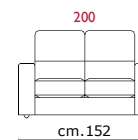
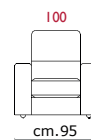
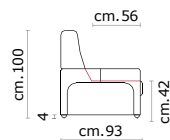
**Structure:** Wooden frame fitted with an elasticised webbing suspension, covered with stress resistant undeformable polyurethane foam.

**Paddings:** Double density polyurethane foam and padding.

**Covering:** In leather, or in fabric not removable.

**Feet:** In solid wood 4 cm high in different finishes, with chromed trimming.

**Features:** Electric recliner with a new "Touch" operating button system.



**CASTELLO**  
SOFA  
*Made in Italy*

# PROCIDA

cod. 255

## RIVESTIMENTI / COVERING

---



**PELLE**  
LEATHER



**TESSUTO**  
FABRIC

## CARATTERISTICHE STANDARD / STANDARD FEATURES

---



**CUSCINI**  
**A DOPPIA DENSITÀ**  
DUAL DENSITY  
CUSHIONS







**109**  
poltrona (cm 75) in tessuto  
Armchair (cm 75) in fabric

PROCIDA

**CASTELLO**  
SOFA  
*Made in Italy*



**109**  
poltrona (cm 75) in tessuto  
Armchair (cm 75) in fabric



# PROCIDA

cod. 255

**Struttura:** Telaio in legno con cinghiatura di sostegno ad elasticità differenziata, rivestito in poliuretano espanso indeformabile.

**Imbottiture:** Poliuretano indeformabile a doppia densità e ovattato faldato. Schienale in fibra di poliestere a fiocchi trattato con silicone.

**Rivestimento:** In pelle o tessuto non sfoderabile.

**Piede:** In metallo altezza 22 cm colore Titanium Dark.

**Caratteristiche:** Cuscino di seduta e spalliera removibile.

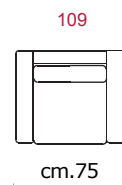
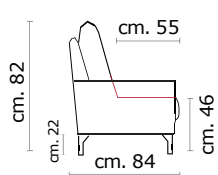
**Structure:** Wooden frame fitted with an elasticised webbing suspension, covered with stress resistant undeformable polyurethane foam.

**Paddings:** Double density polyurethane foam and padding. Back cushions in fibre fillings.

**Covering:** In leather or fabric, not removable.

**Feet:** In metal 22 cm high colour Titanium Dark

**Features:** Seat cushion and back are removable.



Colore vernice piede  
Colour paint feet



Titanium Dark





**CASTELLO**  
SOFA  
*Made in Italy*

# ASTRO

cod. 409



## RIVESTIMENTI / COVERING

---



**PELLE**  
LEATHER



**TESSUTO**  
FABRIC

## CARATTERISTICHE STANDARD / STANDARD FEATURES

---



**CUSCINI  
A DOPPIA DENSITÀ**  
DUAL DENSITY  
CUSHIONS



**POGGIATESTA RECLINABILI  
SU TUTTE LE SEDUTE**  
RECLINING HEADREST  
ON ALL SEATS

## CARATTERISTICHE OPZIONALI / OPTIONAL FEATURES

---



**RECLINER ELETTRICO**  
ELECTRIC RECLINER



**160+155+602**

Poltrona maxi 1 braccio recliner elettrico + Poltrona maxi senza braccio + angolo terminale (cm 287 x 231) in tessuto  
Armchair max 1 arm electric recliner + Armchair maxi armless + terminal corner (cm 287 x 231) in fabric

ASTRO

**Struttura:** Telaio in legno con cinghiatura di sostegno ad elasticità differenziata, rivestito in poliuretano espanso indeformabile.

**Imbottiture:** Poliuretano indeformabile a doppia densità e ovattato faldato.

**Rivestimento:** In pelle o in tessuto, non sfoderabile.

**Piede:** In metallo altezza 12 cm

**Caratteristiche:** Poggiatesta con movimento su tutte le sedute con spalliera.

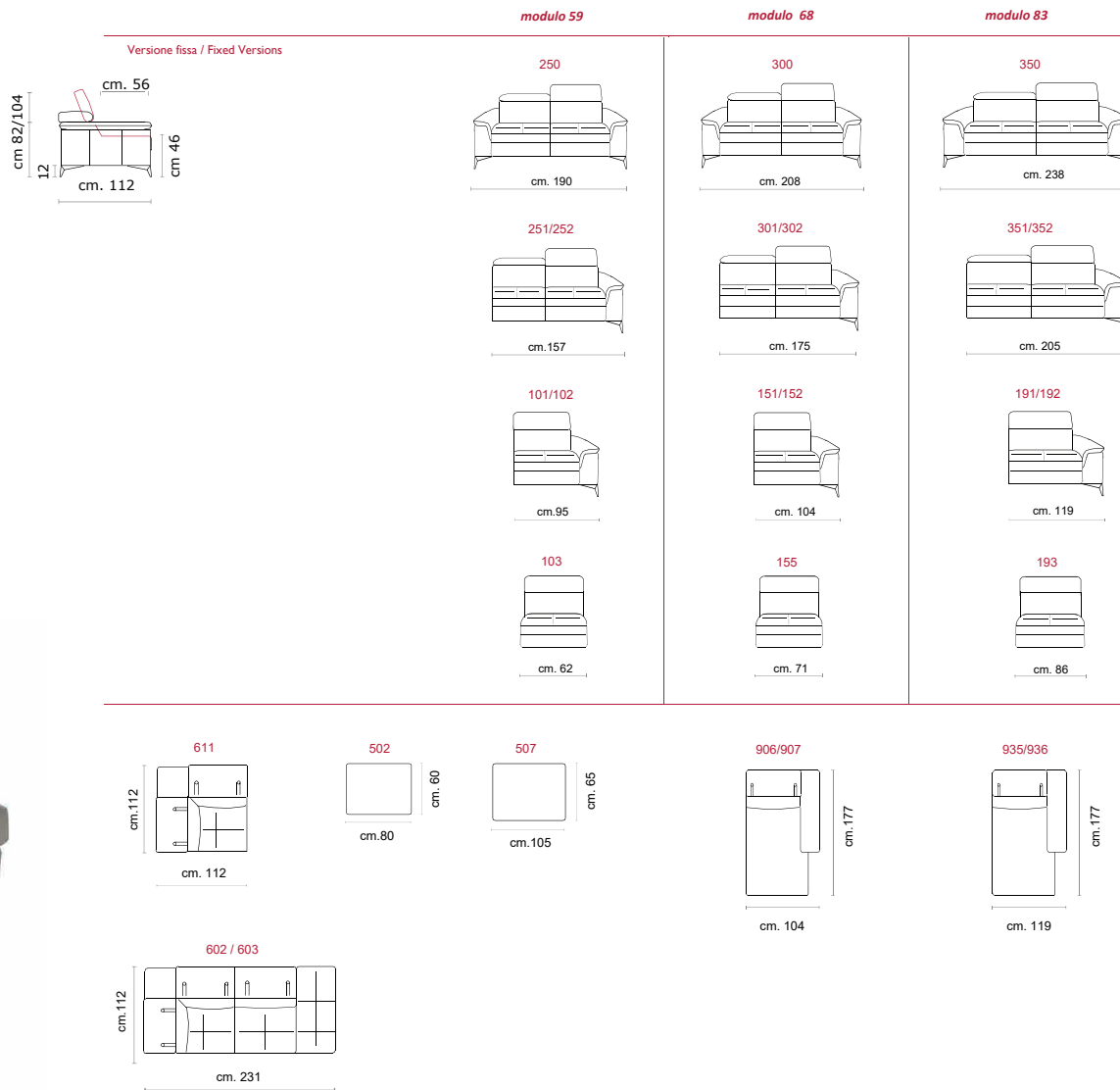
**Structure:** Wooden frame fitted with an elasticised webbing suspension, covered with stress resistant undeformable polyurethane foam.

**Paddings:** Double density polyurethane foam and padding.

**Covering:** In leather or fabric, not removable.

**Feet:** In metal 12 cm high

**Features:** Headrest with adjustable movement on all versions with back.



**302+602**

3 posti 1 braccio + angolo terminale (cm 287 x 231) in tessuto  
3seater 1 arm + corner terminal (cm 287 x 231) in fabric

# ASTRO

cod. 409

**Struttura:** Telaio in legno con cinghiatura di sostegno ad elasticità differenziata, rivestito in poliuretano espanso indeformabile.

**Imbottiture:** Poliuretano indeformabile a doppia densità e ovattato faldato.

**Rivestimento:** In pelle o in tessuto, non sfoderabile.

**Piede:** In metallo altezza 12 cm

**Caratteristiche:** Poggiatesta con movimento su tutte le sedute conspalliera.

**Structure:** Wooden frame fitted with an elasticised webbing suspension, covered with stress resistant undeformable polyurethane foam.

**Paddings:** Double density polyurethane foam and padding.

**Covering:** In leather or fabric, not removable.

**Feet:** In metal 12 cm high

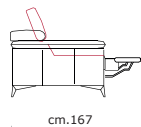
**Features:** Headrest with adjustable movement on all versions with back.



159+160

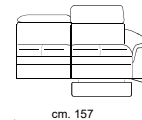
Poltrona maxi 1 braccio recliner elettrico + Poltrona maxi 1 braccio recliner elettrico (cm 208) in pelle  
 Armchair maxi 1 arm electric recliner + Armchair maxi 1 arm electric recliner (cm 208) in leather

Versione recliner / Modular Recliner Versions



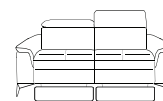
modulo 59

469/470



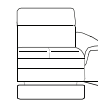
cm. 157

467



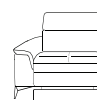
cm.190

135



cm. 95

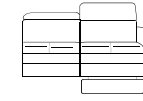
136



cm.95.

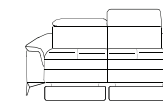
modulo 68

481/482



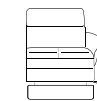
cm. 175

477



cm. 208

159



cm. 104

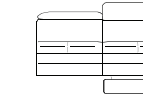
160



cm.104.

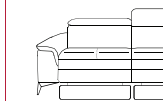
modulo 83

526/527



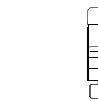
cm. 205

522



cm. 238

194



cm. 119

195



cm. 119

**OPTIONAL**

Pulsantiera con porta USB  
 Button panel with USB



**CASTELLO**  
SOFA  
*Made in Italy*

# BALBOA

cod. 478



## RIVESTIMENTI / COVERING

---



**PELLE**  
LEATHER



**TESSUTO**  
FABRIC



**COMBINATO**  
COMBINATED

## CARATTERISTICHE STANDARD / STANDARD FEATURES

---



**CUSCINI**  
A DOPPIA DENSITÀ  
DUAL DENSITY  
CUSHIONS



**SCHIENALI REGOLABILI**  
SLIDING BACK  
CUSHIONS



**302+902+998**

3 posti 1 braccio + Chaise Longue (cm. 269 x 167/176) + optional n.2 poggiatesta, combinato pelle e tessuto  
3 seater 1 arm + Chaise longue (cm 269 x 167/176) + optional n.2 removable headrests in leather and fabric

BAI BOA



**CASTELLO**  
SOFA  
*Made in Italy*



**300+502**

3 posti + pouf rettangolare (cm. 195 + cm.100 x 60) combinato pelle e tessuto

3seater + footstool rectangular (cm 195 + cm 100 x 60) combinated leather and fabric

# BALBOA

cod. 478

**Struttura:** Telaio in legno con cinghiatura di sostegno ad elasticità differenziata, rivestito in poliuretano espanso indeformabile.

**Imbottiture:** In poliuretano indeformabile a doppia densità e ovattato faldato. Schienale in fibra di poliestere a fiocchi trattato con silicone.

**Rivestimento:** In pelle, in tessuto o pelle e tessuto combinato non sfoderabile.

**Piede:** In metallo, altezza 17,5 cm colore Titanium Dark.

**Caratteristiche standard:** spalliera con traslante manuale.

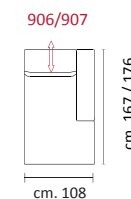
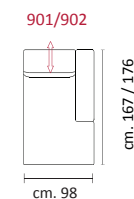

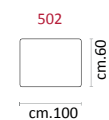
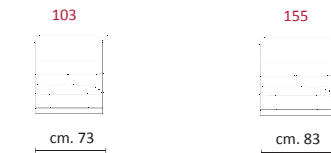
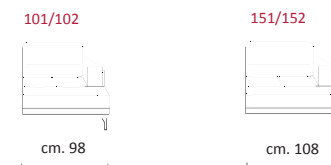
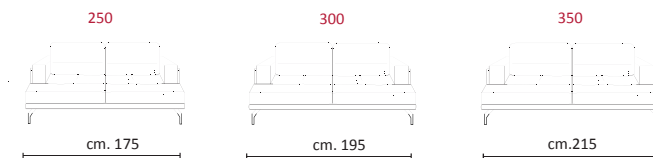
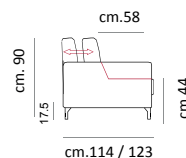
**Structure:** Wooden frame fitted with an elasticised webbing suspension, covered with stress resistant undeformable polyurethane foam.

**Paddings:** Double density polyurethane foam and padding. Back cushions in fibre fillings.

**Covering:** In leather or fabric, or combined leather and fabric not removable.

**Feet:** In metal 17,5 cm high colour Titanium Dark.

**Standard Features:** Manual sliding back cushions.



Colore vernice piede  
Colour paint feet



Titanium Dark



**CASTELLO**  
SOFA  
*Made in Italy*

# BERNARD

cod. 267



## RIVESTIMENTI / COVERING

---



**PELLE**  
LEATHER



**TESSUTO**  
FABRIC

## CARATTERISTICHE OPZIONAI / OPTIONAL FEATURES

---



**POGGIATESTA REMOVIBILI**  
REMOVABLE HEADREST



**300 + 200**

3 posti + 2 posti (cm 206 x 154) in pelle

3 seater + 2 seater (cm 206 x154 ) in leather

BERNARD

**CASTELLO**  
SOFA  
*Made in Italy*



**350**  
3 posti maxi (cm 230) in pelle  
3 seater maxi (cm 230) in leather



# BERNARD

cod. 267

**Struttura:** Telaio in legno con cinghiatura di sostegno ad elasticità differenziata, rivestito in poliuretano espanso indeformabile.

**Imbottiture:** Poliuretano indeformabile e ovattato faldato. Schienali in fibra di poliestere trattato con silicone.

**Rivestimento:** Non sfoderabile.

**Piede:** In metallo altezza 13 cm.

**Caratteristiche:** Poggiatesta sfilabile (cod. 998), il quale aumenta di 12 cm l'altezza del divano (sull'angolo terminale cod. 602/603, si può mettere solo sulla spalliera lato terminale).

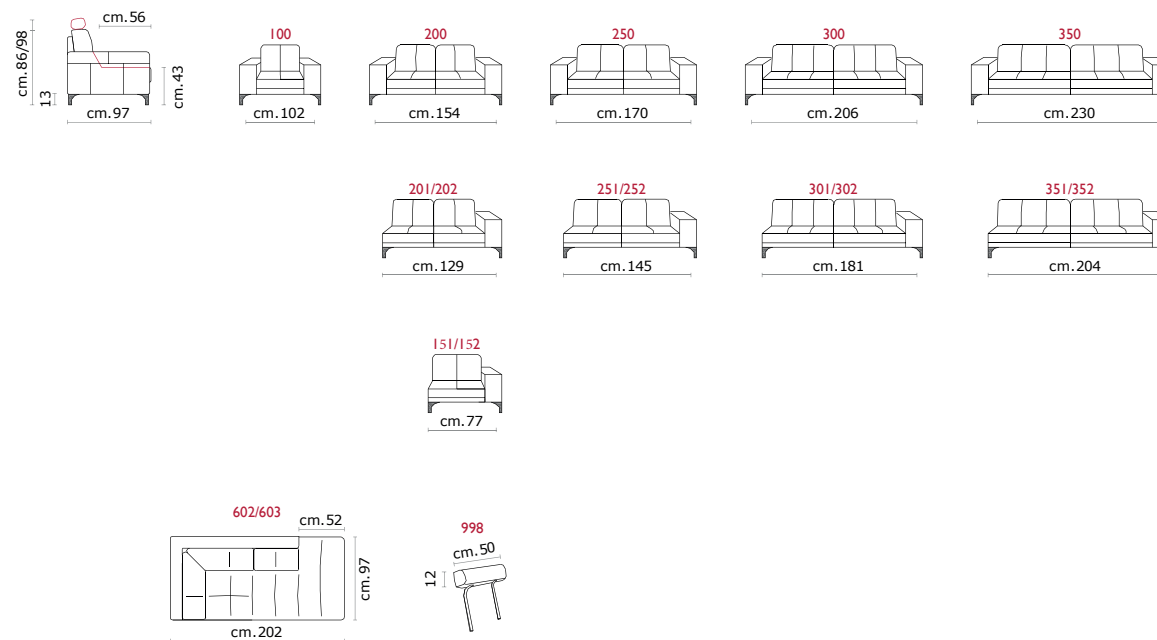
**Structure:** wooden frame fitted with an elasticised webbing suspension, covered with stress resistant undeformable polyurethane foam.

**Paddings:** polyurethane foam and padding. Back cushions in fibre filling.

**Covering:** in leather or fabric, not removable.

**Feet:** in metal 13 cm high.

**Features:** Removable headrest (code 998), which makes the sofa higher of 12 cm. (Please note, that on the terminal corner code 602/603, it may positioned only on the terminal side).



**CASTELLO**  
SOFA  
*Made in Italy*

# URBAN

cod. 489



## RIVESTIMENTI / COVERING

---



**PELLE**  
LEATHER



**TESSUTO**  
FABRIC

## CARATTERISTICHE STANDARD / STANDARD FEATURES

---



**CUSCINI**  
A DOPPIA DENSITÀ  
DUAL DENSITY  
CUSHIONS



**SCHIENALI REGOLABILI**  
SLIDING BACK  
CUSHIONS

## CARATTERISTICHE OPZIONALI / OPTIONAL FEATURES

---



**SCHIENALI REGOLABILI**  
ELETTRICI  
ELECTRIC SLIDING BACK  
CUSHIONS



**192+193+601+191+998**

Poltrona maxi large 1braccio+poltrona maxi large senza braccio+angolo quadro aperto+poltrona maxi large 1braccio (cm.334 x 242) in pelle + optional poggiatesta estraibile (cm.58 x 24);  
armchair maxi large 1arm + armchair maxi large armless + open corner + armchair maxi large 1arm (cm 334 x 242) in leather + optional removable headrests (cm 58 x 24)

**CASTELLO**  
SOFA  
*Made in Italy*



**192+193+601+191+998**

Poltrona maxi large 1 braccio+poltrona maxi large senza braccio+angolo quadro aperto+poltrona maxi large 1 braccio (cm.334 x 242) in pelle + optional poggiatesta estraibile (cm.58 x 24);  
armchair maxi large 1 arm + armchair maxi large armless + open corner + armchair maxi large 1 arm (cm 334 x 242) in leather + optional removable headrests (cm 58 x 24)

# URBAN

cod. 489

**Struttura:** Telaio in legno con cinghiatura di sostegno ad elasticità differenziata, rivestito in poliuretano espanso indeformabile.

**Imbottiture:** In poliuretano indeformabile a doppia densità e ovattato faldato.

**Rivestimento:** In pelle, o in tessuto non sfoderabile.

**Caratteristiche Standard:** spalliera con traslante manuale

**Piede:** base in n metallo, altezza 15.

**Optional:** Traslante elettrico su tutte le versioni.

**Structure:** Wooden frame fitted with an elasticised webbing suspension, covered with stress resistant undeformable polyurethane foam.

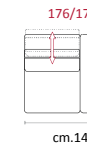
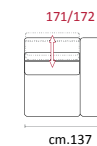
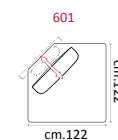
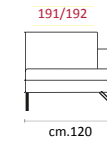
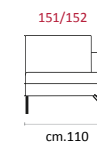
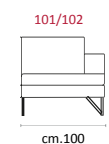
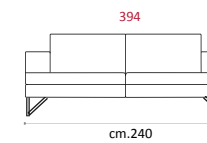
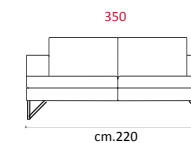
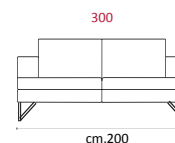
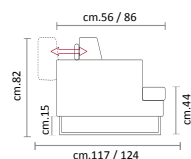
**Paddings:** In double density polyurethane foam and padding.

**Covering:** In leather, or in fabric not removable.

**Standard Features:** manual sliding back cushions

**Feet:** Metal feet, 15 cm high.

**Optional:** Electric sliding back cushions.





**CASTELLO**  
SOFA  
*Made in Italy*

# MASERATI

cod. 708



## RIVESTIMENTI / COVERING

---



**PELLE**  
LEATHER



**TESSUTO**  
FABRIC

## CARATTERISTICHE STANDARD / STANDARD FEATURES

---



**CUSCINI**  
A DOPPIA DENSITÀ  
DUAL DENSITY  
CUSHIONS



**300**  
3 posti (cm.200) in pelle;  
3seater (cm 200) in leather

MASERATI

**CASTELLO**  
SOFA  
*Made in Italy*



**300**  
3 posti (cm.200) in pelle;  
3seater (cm 200) in leather

# MASERATI

cod. 708

**Struttura:** Telaio in legno con cinghiatura di sostegno ad elasticità differenziata, rivestito in poliuretano espanso indeformabile.

**Imbottiture:** Poliuretano indeformabile a doppia densità e ovattato faldato.

**Rivestimento:** In pelle, o in tessuto non sfoderabile.

**Piede:** In metallo altezza 13,5 cm in metallo finitura lucida.

**Caratteristiche:** Cuscino bracciolo (cod.832) imbottitura in piuma.

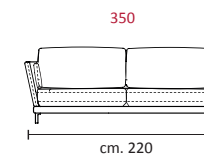
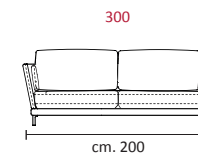
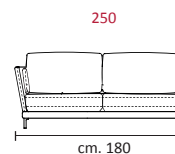
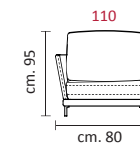
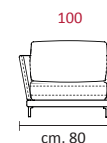
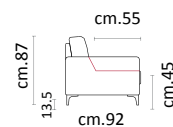
**Structure:** Wooden frame fitted with an elasticised webbing suspension, covered with stress resistant undeformable polyurethane foam.

**Paddings:** Double density polyurethane foam and padding.

**Covering:** In leather or fabric, not removable.

**Feet:** In metal 13,5 cm high, with polish chrome finishings.

**Features:** Armrest cushions (code 832) feather padding.



**CASTELLO**  
SOFA  
*Made in Italy*



# SOAVE

cod. 408

## RIVESTIMENTI / COVERING



**PELLE**  
LEATHER



**TESSUTO**  
FABRIC

## CARATTERISTICHE STANDARD / STANDARD FEATURES



**CUSCINI**  
A DOPPIA DENSITÀ  
DUAL DENSITY  
CUSHIONS



**POGGIATESTA RECLINABILI**  
SU TUTTE LE SEDUTE  
RECLINING HEADREST  
ON ALL SEATS

## CARATTERISTICHE OPZIONALI / OPTIONAL FEATURES



**RECLINER ELETTRICO**  
ELECTRIC RECLINER





**160+155+901**

Poltrona maxi 1 braccio recliner elettrico + poltrona maxi senza braccio + chaise longue (cm.276x173) in pelle;  
Armchair maxi 1 arm elctric recliner + armchair maxi armless + chaise longue (cm 276x173) in leather

SOAVE

**Struttura:** Telaio in legno con cinghiatura di sostegno ad elasticità differenziata, rivestito in poliuretano espanso indeformabile. Imbottiture: Poliuretano indeformabile a doppia densità e ovattato faldato.

**Rivestimento:** In pelle o in tessuto, non sfoderabile.

**Piede:** In metallo altezza 12cm.

**Caratteristiche:** Poggiatesta con movimento su tutte le sedute con spalliera.

**Structure:** Wooden frame fitted with an elasticised webbing suspension, covered with stress resistant undeformable polyurethane foam.

**Paddings:** Double density polyurethane foam and padding.

**Covering:** In leather or fabric, not removable.

**Feet:** In metal 12 cm high.

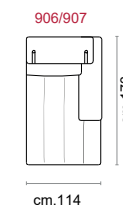
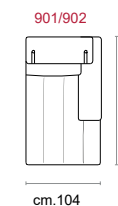
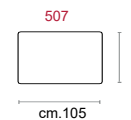
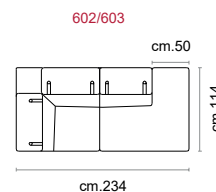
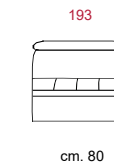
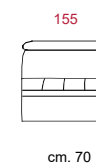
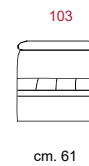
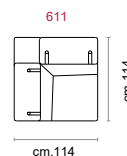
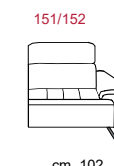
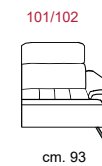
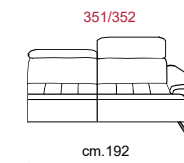
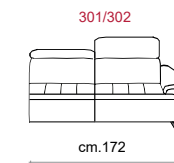
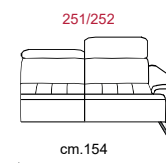
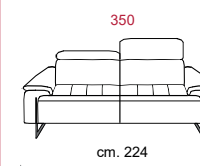
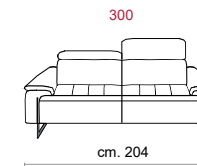
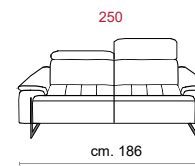
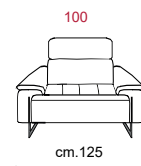
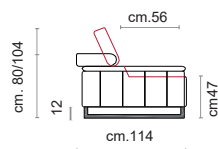
**Features:** Headrest with adjustable movement on all versions with back.



**302+602**

3 posti 1 braccio + angolo terminale (cm. 286 x 234) in pelle  
3seater 1 arm + corner terminal (cm 286 x 234) in leather

Versione Fissa / Fixed Versions



# SOAVE

cod. 408

**Struttura:** Telaio in legno con cinghiatura di sostegno ad elasticità differenziata, rivestito in poliuretano espanso indeformabile.

**Imbottiture:** Poliuretano indeformabile a doppia densità e ovattato faldato.

**Rivestimento:** In pelle o in tessuto, non sfoderabile.

**Piede:** In metallo altezza 12cm.

**Caratteristiche:** Poggiatesta con movimento su tutte le sedute con spalliera.

**Structure:** Wooden frame fitted with an elasticised webbing suspension, covered with stress resistant undeformable polyurethane foam.

**Paddings:** Double density polyurethane foam and padding.

**Covering:** In leather or fabric, not removable.

**Feet:** In metal 12 cm high.

**Features:** Headrest with adjustable movement on all versions with back.



477

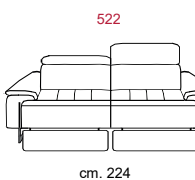
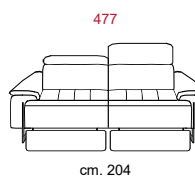
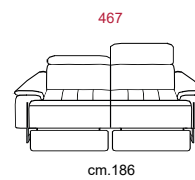
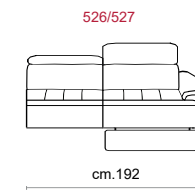
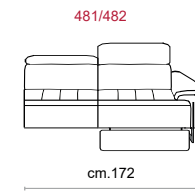
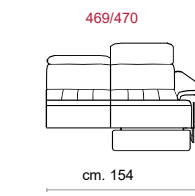
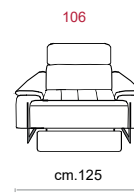
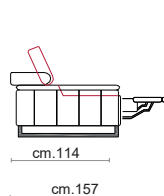
Poltrona maxi 1 braccio recliner elettrico + poltrona maxi 1 braccio recliner elettrico (cm. 204) in pelle  
 Armchair max 1 arm electric recliner + armchair max 1 arm electric recliner (cm 204) in leather

## Versioni Recliner modulari Modular Recliner Versions

### modulo 61

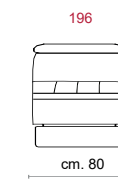
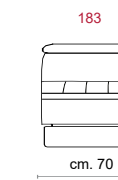
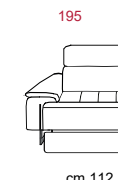
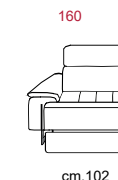
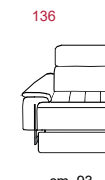
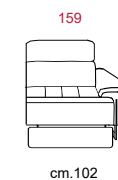
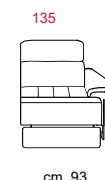
### modulo 70

### modulo 80



### OPTIONAL

Pulsantiera con porta USB  
 Button panel with USB



**CASTELLO**  
SOFA  
*Made in Italy*

# SMILE

cod. 406

## RIVESTIMENTI / COVERING



**PELLE**  
LEATHER



**TESSUTO**  
FABRIC

## CARATTERISTICHE STANDARD / STANDARD FEATURES



**CUSCINI**  
A DOPPIA DENSITÀ  
DUAL DENSITY  
CUSHIONS



**POGGIATESTA RECLINABILI**  
SU TUTTE LE SEDUTE  
RECLINING HEADREST  
ON ALL SEATS

## CARATTERISTICHE OPZIONALI / OPTIONAL FEATURES



**RECLINER ELETTRICO**  
ELECTRIC RECLINER





**477**

Poltrona maxi 1 braccio recliner elettrico + poltrona maxi 1 braccio recliner elettrico (cm. 196) in pelle  
Armchair max 1 arm electric recliner + armchair max 1 arm electric recliner (cm 196) in leather

SMILE



# SMILE

cod. 406

**Struttura:** Telaio in legno con cinghiatura di sostegno ad elasticità differenziata, rivestito in poliuretano espanso indeformabile.

**Imbottiture:** Poliuretano indeformabile a doppia densità e ovattato faldato.

**Rivestimento:** In pelle o in tessuto, non sfoderabile.

**Piede:** In metallo altezza 12,5 in Titanium Dark

**Caratteristiche:** Poggiatesta con movimento su tutte le sedute con spalliera.

**Structure:** Wooden frame fitted with an elasticised webbing suspension, covered with stress resistant undeformable polyurethane foam.

**Paddings:** Double density polyurethane foam and padding.

**Covering:** In leather or fabric, not removable.

**Feet:** In metal 12,5 cm high in Titanium Dark colour.

**Features:** Headrest with adjustable movement on all versions with back.



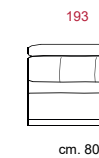
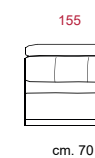
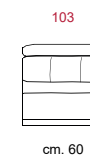
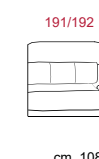
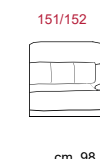
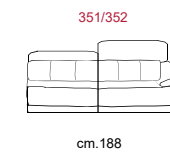
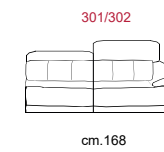
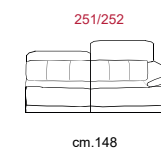
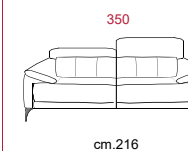
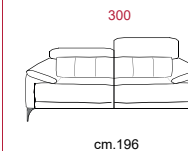
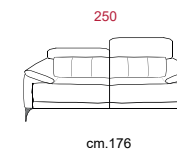

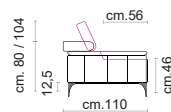
**300**  
3 posti (cm. 196) in pelle  
3seater (cm 196) in leather

Versione Fissa / Fixed Version

modulo 60

modulo 70

modulo 80



Colore vernice piede  
Colour paint feet



Titanium Dark



# SMILE

cod. 406

**Struttura:** Telaio in legno con cinghiatura di sostegno ad elasticità differenziata, rivestito in poliuretano espanso indeformabile.

**Imbottiture:** Poliuretano indeformabile a doppia densità e ovattato faldato.

**Rivestimento:** In pelle o in tessuto, non sfoderabile.

**Piede:** In metallo altezza 12,5 in Titanium Dark.

**Caratteristiche:** Poggiatesta con movimento su tutte le sedute con spalliera.

**Structure:** Wooden frame fitted with an elasticised webbing suspension, covered with stress resistant undeformable polyurethane foam.

**Paddings:** Double density polyurethane foam and padding.

**Covering:** In leather or fabric, not removable.

**Feet:** In metal 12,5 cm high in Titanium Dark colour.

**Features:** Headrest with adjustable movement on all versions with back.

Colore vernice piede  
Colour paint feet



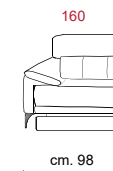
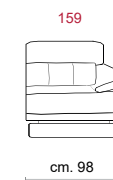
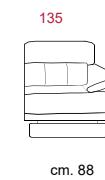
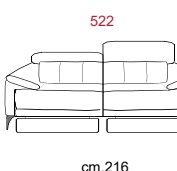
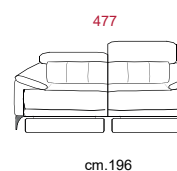
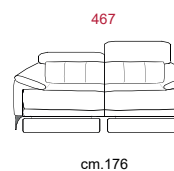
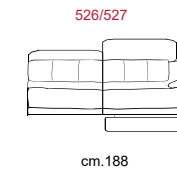
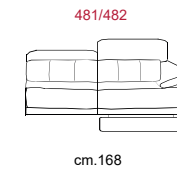
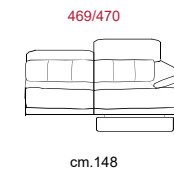
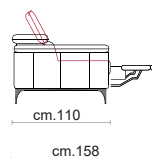
Titanium Dark

Versioni Recliner Modulari  
Modular Recliner Versions

**modulo 60**

**modulo 70**

**modulo 80**



**CASTELLO**  
SOFA  
*Made in Italy*



# SONDRIO

cod. 373

## RIVESTIMENTI / COVERING

---



**PELLE**  
LEATHER



**TESSUTO**  
FABRIC

## CARATTERISTICHE STANDARD / STANDARD FEATURES

---



**CUCITURA PUNTO SELLA**  
PUNTO SELLA STITCHING

## CARATTERISTICHE OPZIONALI / OPTIONAL FEATURES

---



**VERSIONE LETTO**  
BED VERSION



**300**

3 posti (cm.205) + cuscino C13-800 in tessuto ;

3seater (cm 205) + scatter cuscion C13-800 in fabric

SONDRIO



**320**  
3 posti letto(cm.205) in tessuto;  
3 seater bed (cm 205) in fabric

# SONDRIO

cod. 373

**Struttura:** Telaio in legno con cinghiatura di sostegno ad elasticità differenziata, rivestito in poliuretano espanso indeformabile.

**Imbottiture:** Poliuretano indeformabile e ovattato faldato.

**Rivestimento:** In pelle o in tessuto, non sfoderabile.

**Piede:** base in metallo H 8 cm colore Titanium Dark

**Caratteristiche letto:** Meccanismo con apertura sincronizzata mediante ribaltamento della spalliera. Piano letto ortopedico con rete elettrosaldata e cinghie elastiche sulla seduta. Materasso in poliuretano altezza 16 cm, misura utile per dormire 195 cm. Durante il ribaltamento, cuscini di seduta e schienale agganciati alla rete letto.

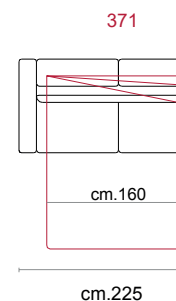
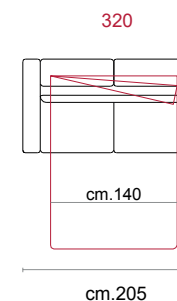
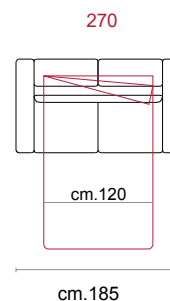
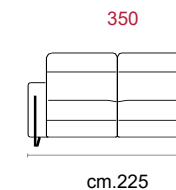
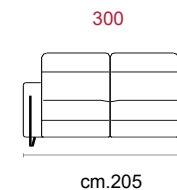
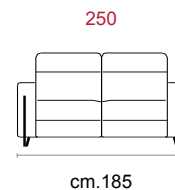
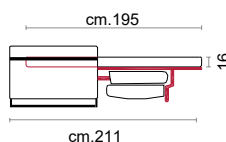
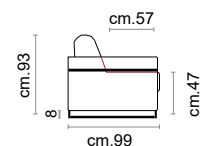
**Structure:** Wooden frame fitted with an elasticised webbing suspension, covered with stress resistant undeformable polyurethane foam.

**Paddings:** Double density polyurethane foam and padding.

**Covering:** leather or fabric, not removable.

**Feet:** metal base cm 8 high, Titanium Dark color

**Bed features:** Mechanism featuring synchronized tipping back opening. Electro-welded mesh orthopaedic bed with elastic belts on the seat. Mattress in polyurethane 16 cm. high. Sleeping dimensions 195 cm. Seat and back cushions attached to the bed mechanism during the opening.



Colore vernice piede  
Color paint feet



Titanium Dark

**CASTELLO**  
SOFA  
*Made in Italy*



# TORRES

cod. 414

## RIVESTIMENTI / COVERING

---



**PELLE**  
LEATHER



**TESSUTO**  
FABRIC

## CARATTERISTICHE STANDARD / STANDARD FEATURES

---



**POGGIATESTA RECLINABILI**  
SU TUTTE LE SEDUTE  
RECLINING HEADREST  
ON ALL SEATS

## CARATTERISTICHE OPZIONALI / OPTIONAL FEATURES

---



**RECLINER ELETTRICO**  
ELECTRIC RECLINER





**151+160**

Poltrona maxi 1 braccio + Poltrona maxi 1 braccio recliner elettrico (cm. 200) in pelle;  
Armchair maxi 1 arm + Armchair maxi 1 arm electric recliner (cm 200) in leather

TORRES

# TORRES

cod. 414

**Struttura:** Telaio in legno con cinghiatura di sostegno ad elasticità differenziata, rivestito in poliuretano espanso indeformabile.

**Imbottiture:** Poliuretano indeformabile ovattato faldato.

**Rivestimento:** In pelle o in tessuto, non sfoderabile.

**Piede:** In metallo altezza 14 in Titanium Dark

**Caratteristiche:** Poggiatesta con movimento elettrico su tutte le sedute con spalliera.

**Structure:** Wooden frame fitted with an elasticised webbing suspension, covered with stress resistant undeformable polyurethane foam.

**Paddings:** Polyurethane foam and padding.

**Covering:** In leather or fabric, not removable.

**Feet:** In metal 14 cm high in Titanium Dark colour.

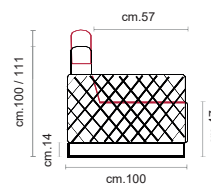
**Features:** Headrest with adjustable electric movement on all versions with back.

Versione Fissa / Fixed Version

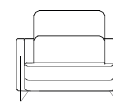
modulo 60

modulo 70

modulo 80



100



cm. 115

250



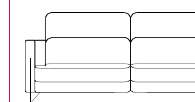
cm. 180

300



cm. 200

350



cm. 220

101/102



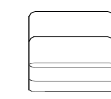
cm. 90

151/152



cm. 100

191/192



cm. 110

103



cm. 65

155



cm. 75

193



cm. 85



Colore vernice piede/Colour paint feet



Titanium Dark

300

3 posti (cm. 200) in pelle

3 seater (cm 200) in leather

# TORRES

cod. 414

**Struttura:** Telaio in legno con cinghiatura di sostegno ad elasticità differenziata, rivestito in poliuretano espanso indeformabile.

**Imbottiture:** Poliuretano indeformabile ovattato faldato.

**Rivestimento:** In pelle o in tessuto, non sfoderabile.

**Piede:** In metallo altezza 14 in Titanium Dark

**Caratteristiche:** Poggiatesta con movimento elettrico su tutte le sedute con spalliera.

**Structure:** Wooden frame fitted with an elasticised webbing suspension, covered with stress resistant undeformable polyurethane foam.

**Paddings:** Polyurethane foam and padding.

**Covering:** In leather or fabric, not removable.

**Feet:** In metal 14 cm high in Titanium Dark colour.

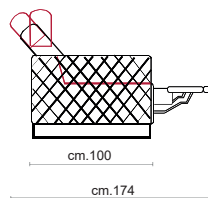
**Features:** Headrest with adjustable electric movement on all versions with back.



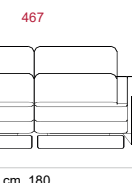
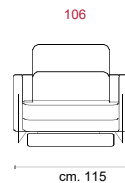
**151+160**

Poltrona maxi 1 braccio + Poltrona maxi 1 braccio recliner elettrico (cm. 200) in pelle;  
Armchair maxi 1 arm + Armchair maxi 1 arm electric recliner (cm 200) in leather

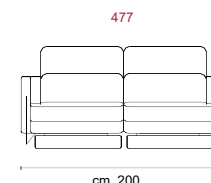
Versioni Recliner Modulari  
Modular Recliner Versions



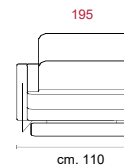
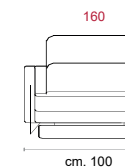
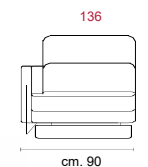
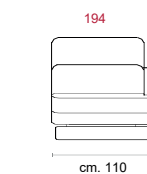
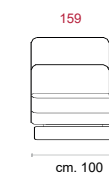
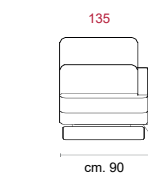
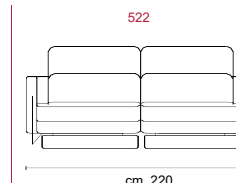
modulo 60



modulo 70



modulo 80



Colore vernice piede/Colour paint feet



Titanium Dark

**CASTELLO**  
SOFA  
*Made in Italy*

# BRENTA

cod. 235



## RIVESTIMENTI / COVERING



**PELLE**  
LEATHER



**TESSUTO**  
FABRIC

## CARATTERISTICHE STANDARD / STANDARD FEATURES



**CUSCINI  
A DOPPIA DENSITÀ**  
DUAL DENSITY  
CUSHIONS



**RECLINER ELETTRICO**  
ELECTRIC RECLINER



106

Poltrona con reclinatore elettrico (cm 79) in pelle  
Armchair electric recliner (cm 79) in leather

BRENTA

# BRENTA

cod. 235

**Struttura:** Telaio in legno e metallo con cinghiatura di sostegno ad elasticità differenziata, rivestito in poliuretano espanso indeformabile.

**Imbottiture:** Poliuretano indeformabile a doppia densità e ovattato faldato.

**Rivestimento:** In pelle, o in tessuto non sfoderabile.

**Piede:** In metallo.

**Caratteristiche:** Recliner elettrico a comando con il nuovo sistema "Touch".

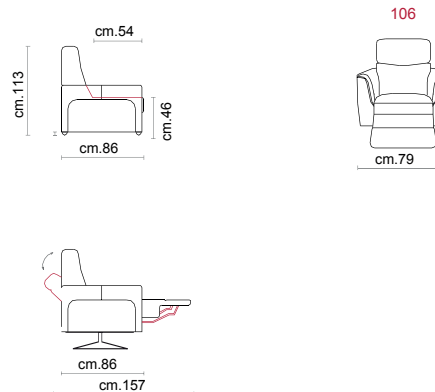
**Structure:** Wooden frame fitted and metal with an elasticised webbing suspension, covered with stress resistant undeformable polyurethane foam.

**Paddings:** Double density polyurethane foam and padding.

**Covering:** In leather, or in fabric not removable.

**Feet:** In metal.

**Features:** Electric recliner with a new "Touch" operating button system.



106

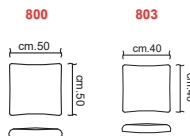
Poltrona con recliner elettrico (cm 157) in pelle  
Armchair electric recliner (cm 157) in leather

# BRENTA



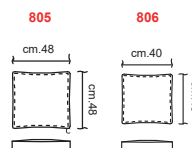


C04

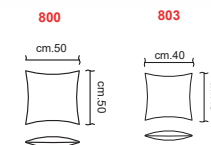


**IMBOTTITURA** in fiocco (C04).  
**RIVESTIMENTO** in pelle o tessuto sfoderabile.  
**PADDINGS** in fibre filling (C04).  
**COVERING** in leather or removable fabric.

C13



**IMBOTTITURA** in fiocco (C12).  
**RIVESTIMENTO** in pelle o tessuto sfoderabile.  
**PADDINGS** in fibre filling (C12).  
**COVERING** in leather or removable fabric.



**IMBOTTITURA** in fiocco (C13).  
**RIVESTIMENTO** in pelle o tessuto sfoderabile.  
**PADDINGS** in fibre filling (C13).  
**COVERING** in leather or removable fabric.

C12  
Cucitura Casual//Stitching Casual\*



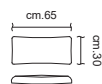
\* Note: nell'ordine specificare il tipo di cucitura.  
\* Note: specify the type of stitching in the order

## C04

Rettangolare / Rectangulair



832



831



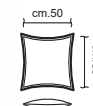
**IMBOTTITURA** in fiocco (C04).  
**RIVESTIMENTO** in pelle o tessuto sfoderabile.  
**PADDINGS** in fibre filling (C04).  
**COVERING** in leather or removable fabric.

## C13

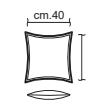
Cucitura Pizzicata/Stitching Pizzicata



800



809



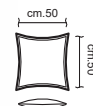
**IMBOTTITURA** in fiocco (C13).  
**RIVESTIMENTO** in pelle o tessuto sfoderabile.  
**PADDINGS** in fibre filling (C13).  
**COVERING** in leather or removable fabric.

## C13

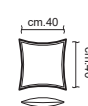
con Bordino/Piping Around\*



808



819



**IMBOTTITURA** in fiocco (C13).  
**RIVESTIMENTO** in pelle o tessuto sfoderabile.  
**PADDINGS** in fibre filling (C13).  
**COVERING** in leather or removable fabric.

\* Note: nell'ordine specificare il tipo di cucitura.  
\* Note: specify the type of stitching in the order

## FLEX

Materasso con lastra in poliuretano espanso densità 28 Kg/m<sup>3</sup> elastico. Tessuto di rivestimento "Streach Losangato" gr. 170 mq. Fascia laterale 3D traspirante blu che consente una perfetta aerazione del materasso. Bordino grigio, etichetta Made in Italy. **Spessore del materasso H12.**

*Mattress with polyurethane foam density 28 Kg / m<sup>3</sup> elastic. "Streach Losangato" covering fabric gr. 170 sqm. 3d Breathable blue side band that allows perfect ventilation of the mattress. Gray piping, Made in Italy label. **Mattress thickness H12.***



**MATERASSO IN TESSUTO STRETCH**  
MATTRESS IN FABRIC STREACH

## FLEX MEMO

Materasso con lastra in poliuretano espanso poro aperto densità 35 EP Kg/m<sup>3</sup> che consente di accogliere perfettamente il corpo. Tessuto di rivestimento 100% poliestere gr. 500 mq, tipologia Silver losangato a quadri. Fascia laterale 3D traspirante blu che consente una perfetta aerazione del materasso. Bordino grigio, etichetta Made in Italy. **Spessore del materasso H12.** Questo materasso garantisce un elevato comfort ergonomico con un buon rapporto qualità prezzo.

*Mattress with open pore polyurethane foam density 35 EP Kg / m<sup>3</sup> which allows to perfectly accommodate the body. 100% polyester lining fabric gr. 500 sqm, type Silver with diamond pattern. 3D Breathable blue side band that allows a perfect ventilation of the mattress. Gray piping, Made in Italy label. **Mattress thickness H12.** This mattress guarantees a high ergonomic comfort with good value for money.*



**MATERASSO IN TESSUTO STRETCH**  
MATTRESS IN FABRIC STREACH

## FLEX TOP AIR

Materasso con lastra in poliuretano espanso poro aperto densità 43 Kg/m<sup>3</sup>. Tessuto di rivestimento 100% poliestere Stretch gr. 360 mq. Fascia laterale in tessuto 3D traspirante che consente una perfetta aerazione del materasso. **Spessore del materasso H12**. Questo materasso è **adatto ad un utilizzo quotidiano** grazie alla elevata resilienza del suo poliuretano espanso che dà sostegno al corpo.

*Mattress with open pore polyurethane foam density 43 Kg / m<sup>3</sup>. 100% Stretch polyester lining fabric gr. 360 sqm. Side band in 3D breathable fabric that allows perfect ventilation of the mattress. **Mattress thickness H12**. This mattress **is suitable for daily use** thanks to the high resilience of its polyurethane foam which gives support to the body.*



MATERASSO IN TESSUTO STRETCH  
MATTRESS IN FABRIC STREACH

MATERASSI H 14cm

## COMFORT MAXI

Materasso con lastra in poliuretano espanso densità 26 Kg/m<sup>3</sup> elastico. Tessuto di rivestimento "Streach Losangato" gr. 170 mq. Fascia laterale 3D traspirante blu che consente una perfetta aerazione del materasso. Bordino grigio, etichetta Made in Italy. **Spessore del materasso H16.**

*Mattress with elastic polyurethane foam density 26 Kg / m<sup>3</sup> . "Streach Losangato" fabric covering gr. 170 sqm. 3D Breathable blue side band that allows a perfect ventilation of the mattress. Gray piping, Made in Italy label. **Mattress thickness H16.***



**MATERASSO IN TESSUTO STREACH**  
MATTRESS IN FABRIC STREACH



# COMFORT MAXI MEMO

Materasso con lastra in poliuretano espanso poro aperto densità 26 Kg/m<sup>3</sup>. Tessuto di rivestimento 100% poliestere gr. 500 mq, tipologia Streach bianco piazzato a quadri. Fascia laterale 3D traspirante blu che consente una perfetta aerazione del materasso. Bordino grigio, etichetta Made in Italy. **Spessore del materasso H16.**

*Mattress with open pore polyurethane foam with density of 26 Kg / m<sup>3</sup>. 100% polyester lining fabric gr. 500 sqm, white Streach type placed in squares. 3D Breathable blue side band that allows a perfect ventilation of the mattress. Gray piping, Made in Italy label. **Mattress thickness H16.***



MATERASSO IN TESSUTO STREACH  
MATTRESS IN FABRIC STREACH

# COMFORT MAXI TOP AIR

Materasso con lastra in poliuretano espanso poro aperto densità 43 Kg/m<sup>3</sup>. Tessuto di rivestimento 100% poliestere Streach gr. 360 mq. Fascia laterale in tessuto 3D che consente una perfetta aerazione del materasso. **Spessore del materasso H16.** Questo materasso è **adatto ad un utilizzo quotidiano** grazie alla elevata resilienza del suo poliuretano espanso che dà sostegno al corpo.

*Mattress with open pore polyurethane foam density 43 Kg / m<sup>3</sup>. 100% Streach polyester lining fabric gr. 360 sqm. Side band in 3D fabric that allows perfect ventilation of the mattress. **Mattress thickness H16.** This mattress **is suitable for daily use** thanks to the high resilience of its polyurethane foam which gives support to the body.*



MATERASSO IN TESSUTO STREACH  
MATTRESS IN FABRIC STREACH

MATERASSI H 17cm

  
**CASTELLO**  

---

**SOFA**  
*Made in Italy*

[www.castellosofa.com](http://www.castellosofa.com)